



COMPLETE DOOR SYSTEMS
DOORBLOCK
2022

by **INDUPANEL**



Casiopea

Fénix

CETUS

Antares

ERIDANO

Carina

Andrómeda

Centauro

Aquila

 **INDUPANEL**
Doors & Innovation

COMPLETE DOOR SYSTEMS
DOORBLOCK
by INDUPANEL

INDUPANEL keeps investing in new designs, research and development, and new technologies to offer the ultimate solutions for such an important feature as like the entrance door of your home.

A front door defines the house personality, a distinctive element full of symbolism, a state of the art.

DOORBLOCK is a high-end product, consequence of our experience and evolution, defining an exclusive and personal choice.

At entrance doors, INDUPANEL goes further.

DRACO

Hércules

Perseo

DOORBLOCK is a complete door system developed by INDUPANEL, integrating both the panel door (in a wide range of designs, dimensions and finishes), such as frames (one or two sidelights, or upper side may be optionally added), and all kinds of accessories (knobs, lever handles and bar handles, both standard and integrated), security locks, visible or hidden hinges and the latest in home automation systems (opening by fingerprint or mobile application, removing architectural barriers and facilitating access for people with reduced mobility).

Everything is fabricated using top quality materials to ensure the safety and durability of the final product, looking for the customer's maximum satisfaction.


The high thermal performance of our different cores provides an insulation and energy savings that make this system compliant with Passivhaus standards.

AVAILABLE CORES:

- POLYURETHANE HDP
- PLYWOOD
- PUREN HDP
- ISOLPLUS
- THERMIPANEL EPS/XPS

FINISHES:

- RAL POWDER PAINT
- WOODGRAIN



ÚNICA is INDUPANEL'S most special collection. Inspired by a selection of large constellations whose names come from ancient Greek and Roman mythologies, the ÚNICA model's collection gathers the beauty and uniqueness of the stars and aim to somehow convey an extraordinary story full of strength and splendour.

Beyond the myths, fantastic beings, divine fighting's... the objective is achieving a different perception of the front door, seeking a conceptual transcendence.

With sets of reliefs, metal-imitating resins, and ad hoc pull handles, these models combine innovation, aesthetics and their own personality.

EVERY TEXTURED DOOR IN THE UNIQUE COLLECTION IS MADE IN A ARTISANAL WAY AND PRESENTS A HANDMADE FINISH. SO NO TWO ARE EXACTLY THE SAME. RESULTING IN A UNIQUE AND EXCLUSIVE PIECE.


Enter a new galaxy of front doors.




FÉNIX



HÉRCULES



CENTAURO



DRACO



ANDRÓMEDA



CASIOPEA



CETUS



ANTARES



ERÍDANO



PERSEO



AQUILA



CARINA





Novelty release!

DOORBLOCK by **INDUPANEL** **PIVOT DOOR SYSTEM**

PIVOT DOOR 4 LINE
Colour: Golden oak
Details: 88 mm thickness profile



PIVOT DOOR ANTARES
Colour: Textured bronze
Accessory: AM-22 Customized
Details: 88 mm thickness profile



KRETA

INDUPANEL incorporates the latest design trends for industrial or minimalist styles, by using **DEKTON**, a surface with high resistance to UV rays and high temperatures, ice, abrasion, stains and scratches.

A wide variety of surprising colors and textures, which allow you to achieve great versatility for your project, unleashing creativity and adapting to the space you inhabit. A range of finishes with which you will achieve an incomparable aesthetic and a surprising result.



ARGA



AURA15



KELYA

**Novelty
release!**


DEKTON®
COSENTINO®



LAURENT



LAOS



TRILIUM



REM



FLAT PANEL
Colour: Dekton Laos
Accessory: Customized

DOORBLOCK
by **INDUPANEL**



ANDRÓMEDA
Colour: Foil 1660857 Sahara Cement
Accessory: Concealed handle
Details: Resin piece
LED lighting

ÚNICA



CASIOPEA
Colour: Foil 1540925
Sahara Oxide
Accessory: Guadiana
Details: Curved surface

Majestic design, with the pull **handle** as the undisputed protagonist, acting like a connecting element between the two panel levels: the flat part of the panel and the curved part, which bends allowing a perfect handgrip on its opening.

Design and ergonomics for a astounding result.





ERÍDANO

Colour: Foil 20057004 Desert Oak
and anthracite grey resin
Details: Stainless steel straps

With the contrast as
a purpose, this piece
with organic shapes
inspired by the nature,
is added to create
a three-dimensional
experience and unique
sensations to the touch.



CENTAURO
Colour: Aged concrete
Accessory: ÚNICA 6

Resin decorated door,
with a smooth texture
and finished in aged
concrete creating
amazing shades.

The textured handle
with python skin
rounds up the
set with harmony.





AQUILA
 Colour: Oxide resin
 Accessory: Aquila
 Details: Three-dimensional surface



Set consisting of overlapping pieces of different sizes and depths, with rough texture and oxide imitation finish, resulting in a powerful and eye-catching visual style





IGUAZÚ

Colour: Mountain Oak foil
Glass type: Coloured diamond
Accessory: UNICA 7
Details: Double direction grain

Unique set where the **grain** is arranged in two different directions according to the sections: horizontal or vertical.

Seven individual pieces treated with care and giving a highly appearance of a true wooden door.





INNOVATION

Opening system with a **concealed handle**.

longitudinally drawn (parallel to the edge of the panel), with an ergonomic opening for a comfortable inner hand grip, giving a clean surface to the door appearance and avoiding any overlapping elements.

This system also allows the incorporation of a LED lighting, a flexible strap that perfectly fits inside the handle and gives a dim light, providing a brilliant result to the door overall assembly.

The size and position of this handle is totally customizable and adaptable to the design of each door, either in the same panel finish or a different one to get a contrast.



4 LINE

Colour: RAL_7016
Accessory: Concealed handle
Details: Bluetooth opening



ANTARES

Made of resin, with a smooth textured part and another rough textured with a spatula effect. Finished in bronze and handle covered with python leather texture



ÚNICA 1



Handle 252




PERSEO


With a centre handle in glass, design from which grows a surrounding linear grooving



ÚNICA 2



ÚNICA 3



ÚNICA 4



ÚNICA 5



MA 7



NAT 7

CETUS

Resin door with three-dimensional shapes providing a sensation of depth and movement. Aged copper finished.



DRACO

Unique design made of resin, rough textured in a geometric design with the handle and aged gold finished



FÉNIX

Three-dimensional artwork captured on a door, creating an exclusive result, finished in silver





New!


NÍGER
Colour: RAL_7021
Glass type: Matt
Accessory: 135
Details: Stainless steel

DOORBLOCK
by **INDUPANEL**



New!

FORNAX
Colour: RAL_7021
Accessory: MA 11
Details: Grooves



New!

PIVOT DOOR
SPECIAL STRIPES
Colour: Golden oak
Details: Overlapped stripes

DOORBLOCK
by **INDUPANEL**



AVANT COLLECTION

Vanguard and versatility through unique steels, geometries and glasses

NAVIA

Colour: RAL_9016
 Glass type: Coloured diamond
 Accessory: 254
 Details: Stainless steel sheet



SENEGAL

Colour: RAL_9016
 Glass: Coloured diamond
 Accessory: 124
 Details: Grooves



PARANÁ

Colour: RAL_7024
 Glass type: Reflective
 Accessory: 252
 Details: Stainless steel and grooves



AVPLUS COLLECTION

Minimalist and contemporary designs
fruit of an innovative impulse

AVPLUS 13

Colour: RAL_7021
Glass type: Diamond matt
Accessory: 142
Details: Stainless steel



AVPLUS 3

Colour: RAL_7021
Glass: Coloured diamond
Accessory: 125
Details: Stainless steel



AVPLUS 14

Colour: RAL_9016
Glass type: Colour stained
Accessory: 250
Details: Stainless steel



+LIDO COLLECTION

Geometric sets through linear grooves that will surprise you

L26

Colour: RAL_7021
Glass type: Solid
Accessory: 140
Details: Grooves



L18

Colour: RAL_7021
Glass type: Solid
Accessory: 123
Details: Grooves



L21

Colour: RAL_9001
Glass type: Solid
Accessory: 142
Details: Grooves



INNOVA COLLECTION

Exclusivity and innovation, with the accessory as protagonist designed "ad-hoc"


STYLE 7

Colour: RAL_7021
Glass type: Matt
Accessory: IN-8
Details: Grooves



STYLE 1

Colour: RAL_7021
Glass type: Matt
Accessory: IN-1
Details: Grooves



PLUS 2

Colour: RAL_7016
Glass type: Matt
Accessory: IN-4
Details: Stainless steel sheet



LINE COLLECTION

Our series of doors with grooved lines and incomparable aesthetic

4 LINE

Colour: RAL_7016
 Glass type: Solid
 Accessory: MA 5
 Details: Customizable number of grooves



8 LINE

Colour: Folio Mountain Oak
 Accessory: 142
 Details: Customizable number of grooves


FLAT PANEL

Colour: RAL_7016
 Accessory: Concealed handle






RED



GALAXY



GREEN



YELLOW



GREY



NATURA 11
 Colour: RAL_7009
 Accessory: Nat 11
 Details: Red natural stone
 and stainless steel



NATURA 6
 Colour: RAL_9016
 Glass type: Diamond matt
 Accessory: Nat 6
 Details: Grey natural stone
 and stainless steel

NATURA COLLECTION

Its main feature is the integration of natural elements, such as stone, which gives it a durable and original look.

NATURA 1

Colour: Golden Oak
 Glass type: Diamond matt
 Accessory: Nat 1
 Details: Grey natural stone
 and stainless steel



PIVOT DOOR SYSTEM PIVOT90

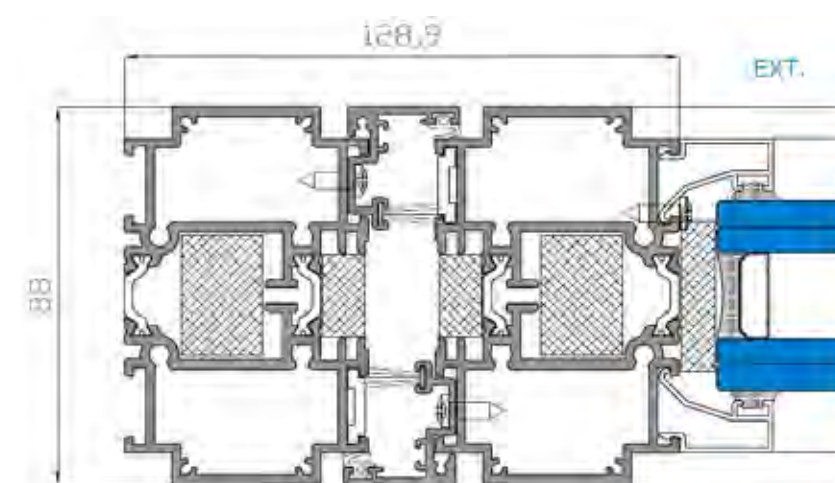
PIVOT DOOR SYSTEM, BONDED ON BOTH SIDES

All pivot doors come with the following basic features:

- 88 mm thickness profile
- 88 mm thickness panel
- 2 mm THICKNESS ALUMINIUM SHEET
- FLUSH PANEL WITH FRAMES BOTH SIDES
- 3 POINTS LOCK
- Glass thickness for sidelights: 32 mm (Consult other values)
- Core EPS ($d=30 \text{ kg/m}^3$)
- Maximum door height: 3.000 mm
- Maximum door width: 2.000 mm
- Aluminium frame and panel in powder paint finish
- Solid panel or panel with triple laminated glass and double chamber for better insulation
- Thermal seal with shear-free insulating profile (page 55)
- Safety cylinder
- Low threshold in between the side frames
- Air permeability: CLASS 3
- Watertightness: CLASS 1A
- Wind resistance: CLASS C3
- EPDM joints
- Fin-Seal brush
- Lever handle

Optional extras:

- Motorised lock, with different types of electronic openings available: fingerprint, bluetooth, code, card... (page 59)
- Handle: concealed (page 24), from catalogue (page 63), customized...
- Hidden door closer (page 75)
- Motorised opening (page 77)
- High safety cylinder (page 75)
- Electronic or digital wireless spyhole (page 61)
- Concealed threshold
- Sidelight: glazed, paneled, bonded...



PANELED SIDE



BONDED SIDE PANEL

Novelty release!

PIVOT DOOR
5 LINE
Colour: RAL_9005
Details: 88 mm thickness profile

PIVOT DOOR SYSTEM PIVOT80

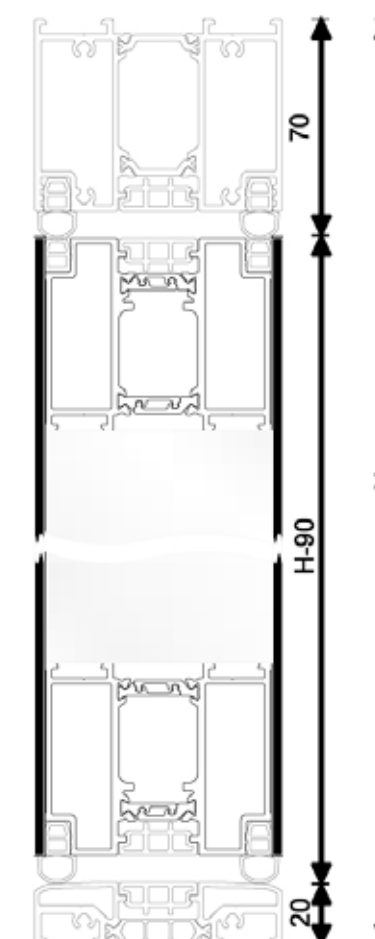
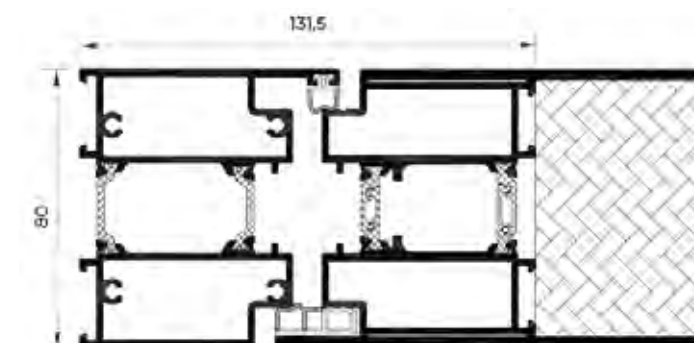
PIVOT DOOR SYSTEM, BONDED ON BOTH SIDES

All pivot doors come with the following basic features:

- 80 mm thickness profile
- 80 mm thickness panel
- 25 mm THICKNESS ALUMINIUM SHEET
- FLUSH PANEL WITH FRAMES BOTH SIDES
- 3 POINTS LOCK
- Glass thickness for sidelights: 32 mm (Consult other values)
- Core EPS ($d=30 \text{ kg/m}^3$)
- Maximum door height: 3.000 mm
- Maximum door width: 2.100 mm
- Aluminium frame and panel in powder paint finish
- Solid panel or panel with triple laminated glass and double chamber for better insulation
- Thermal seal with shear-free insulating profile (page 55)
- Safety cylinder
- Low threshold in between the side frames
- Air permeability: CLASS 4
- Watertightness: CLASS 5A
- Wind resistance: CLASS C5
- EPDM joints
- Lever handle

Optional extras:

- Motorised lock, with different types of electronic openings available: fingerprint, bluetooth, code, card... (page 59)
- Handle: concealed (page 24), from catalogue (page 63), customized...
- Hidden door closer (page 75)
- Motorised opening (page 77)
- High safety cylinder (page 75)
- Electronic or digital wireless spyhole (page 61)
- Concealed threshold
- Sidelight: glazed, paneled, bonded...



Novelty release!

PIVOT DOOR
NATURA 5
Colour: RAL Oxide
Details: Natural stone

DOORBLOCK SYSTEM

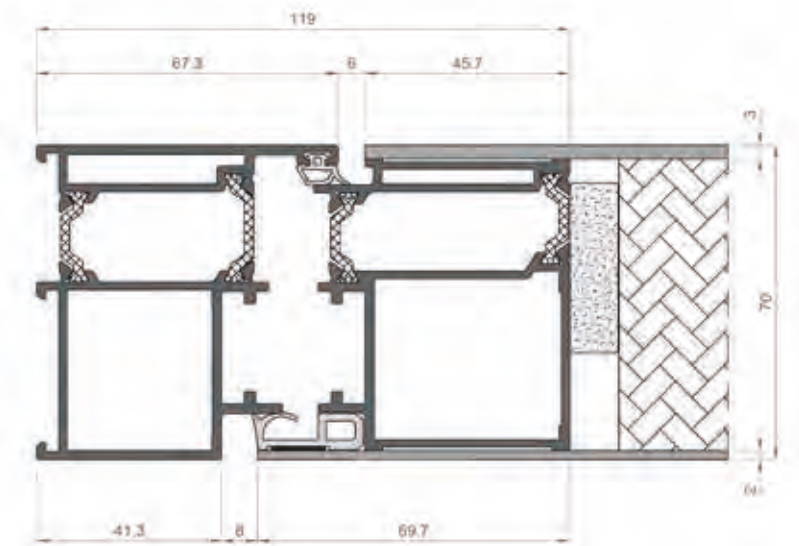
COMPLETE BONDED DOOR SYSTEM ON BOTH SIDES

All DOORBLOCK doors come with the following basic features:

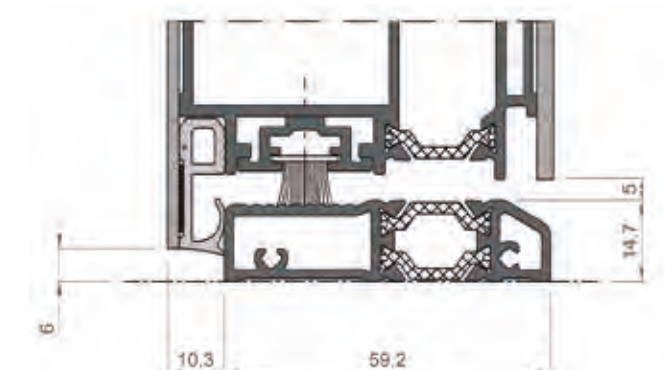
- 70 / 80 mm thickness profile
- 70 / 80 mm thickness panel
- 25 mm THICKNESS ALUMINIUM SHEET
- FLUSH PANEL WITH FRAMES BOTH SIDES
- 3 POINTS LOCK
- VISIBLE HINGES (at least 3, powder painted in the color of your choice, except woodgrain)
- Glass thickness for sidelights: 24 mm and 40 mm (consult other values)
- Core EPS ($d=30 \text{ kg/m}^3$)
- Maximum door height: 3.000 mm with visible hinges
2.700 mm with hidden hinges
- Maximum door width: 1.800 mm with visible hinges
1.500 mm with hidden hinges
- Aluminium frame and panel in powder paint finish
- Solid panel or panel with triple laminated glass and double chamber for better insulation
- Thermal seal with shear-free insulating profile (page 55)
- Safety cylinder
- Low threshold in between the side frames
- Air permeability: CLASS 4
- Watertightness: CLASS 6A
- Wind resistance: CLASS C4
- Lever handle

Optional extras:

- Motorized lock, with different types of electronic opening available: fingerprint, bluetooth, code, card... (page 59)
- Handle: concealed (page 24), from catalogue (page 63), customized...
- Hidden hinges (at least 3) (page 74)
- Hidden anti-lever system (page 75)
- Hidden door closer (page 75)
- Motorised opening (page 77)
- High safety cylinder (page 75)
- Electronic or digital wireless spyhole (page 61)
- Double door
- Sidelight: glazed, paneled, bonded... (page 49)



DOOR THRESHOLD:



AVPLUS 9

Colour: RAL_9005
Glass type: Mat
Accessory: 139
Details: Stainless steel



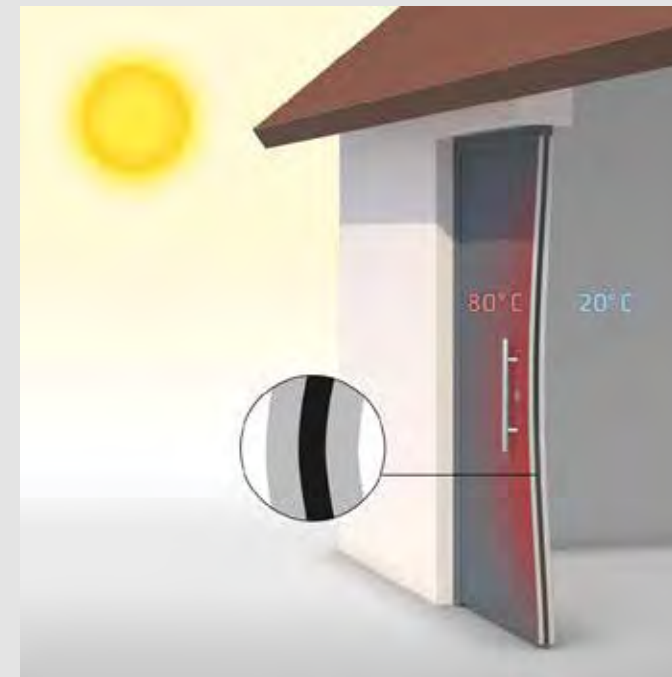

AVPLUS 1
Colour: RAL 7021
Glass type: Diamond matt
Accessory: 135

SHEAR-FREE INSULATING PROFILE

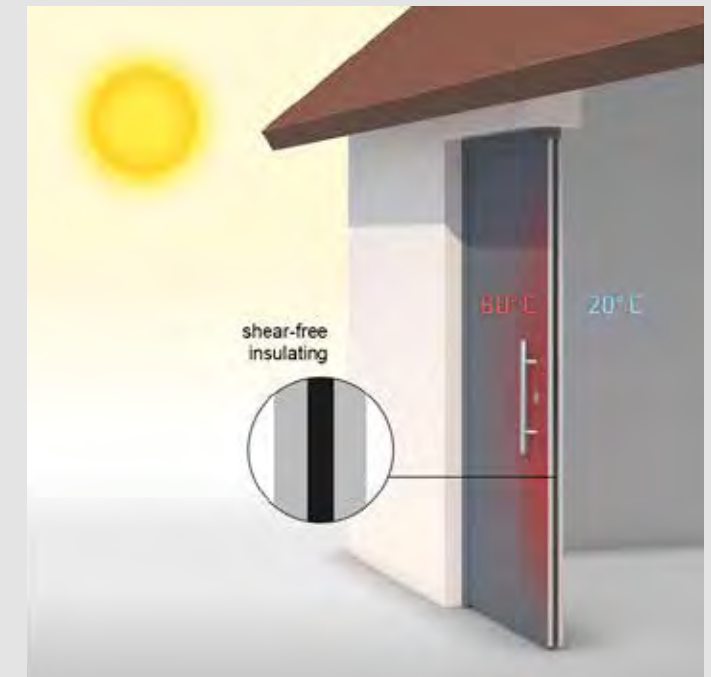
Minimizes the longitudinal expansion produced by the outside-inside temperature difference

This polyamide keeps the door in perfect shape even when there are extreme differences between the external and internal temperature. It consists of two intermeshing parts which, with temperature-related, differing linear expansion of the inner and outer shells, the two parts move against one another.

This generates a moveable, corrective insulating zone which minimises the bi-temperature effect and reduces deformation effectively.




In an aluminium assembly with a conventional insulating profile, the large temperature difference causes the door to become deformed.



When the shear-free insulating profile is used, the differing linear expansion values of the inner and outer shells are evened out effectively.

BENEFITS:

- No shear: minimization of the bi-temperature effect compared to flexible and rigid profiles to shear
- Minimum elastic shear stiffness c and low shear strength T
- Optimized geometry for high transverse tensile strength Q
- Can be assembled and coated as a traditional insulating profile





SELLA
 Colour: RAL_7021
 Glass type: Matt
 Accessory: 142

- ① ALUMINIUM PANEL, 70 OR 80 mm THICKNESS FRAMES, BONDED ON BOTH SIDES, WITH 2'5 mm THICKNESS SHEET
- ② ALUMINIUM FRAME WITH THERMAL SEAL AND SHEAR-FREE INSULATING PROFILE
- ③ CONCEALED HANDLE AND INTERIOR/ EXTERIOR ACCESSORIES (LEVER HANDLES AND BAR HANDLES)
- ④ MULTIPOINT SECURITY LOCK
- ⑤ AUTOMATIC OPENING SYSTEMS (FINGERPRINT, BLUETOOTH...)
- ⑥ DOOR LOW THRESHOLD
- ⑦ TRIPLE LAMINATED GLASS AND DOUBLE CHAMBER
- ⑧ VISIBLE OR HIDDEN HINGES
- ⑨ SAFETY CYLINDER
- Ⓞ ANTI-LEVER SYSTEM



MOD. LO5



HÉRCULES
Colour: Resin brass
Finish: Spatula
Accessory: ÚNICA 2

OPENING SYSTEMS

FINGERPRINT SCANNER

- Up to 20 users
- Light ring to signal system feedback and operating modes
- Can be installed in the door leaf or in the door handle
- Available in stainless steel gray or black
- Freedom to leave the house and open the door without having to carry the key, smartphone, card, etc.
- Highest security: only authorised persons can unlock the door
- Highest level of counterfeit protection
- Recognizes the growth of children's fingers and changes in user habits as well as minor injuries
- Temporary access authorizations possible
- Access log shows all activities of the last 30 days
- Possibility of unlocking the door, via smartphone, from anywhere
- Message to the smartphone when opening the door
- Connection with the Alexa virtual assistant from Amazon



OPENING BY CODE OR BLUETOOTH

- Option to open by code on your touch screen
- Option to open from the mobile phone via Bluetooth (with touch confirmation on optional keyboard)
- The door unlocks and opens automatically
- In case of an obstacle detection, the door stops
- Once closed, the lock is automatically locked
- Control of functions through a mobile application compatible with iOS and Android (lighting, tone, temporary user blocking ...)



MOTORIZED OPENING

- Hinged door system with easy access
- It allows to open and close doors automatically
- Activated by push button, remote control or acoustic signals
- Barrier-free system, ideal for people with reduced mobility (slow speed mode)
- Stops and reverses if an obstacle is encountered
- The mechanism is invisible when the door is closed, once it is integrated into the frame
- Manual, automatic or pushing option
- Maximum door width: 1,100 mm
- Maximum door weight: 125 kg



ACCESSORIES



AVPLUS 12
Colour: RAL_7016
Glass type: Matt
Accessory: 140
Details: Stainless steel



ELECTRONIC SPYHOLE

- 3.2 inch digital spyhole
- Good visibility even in low light conditions
- 105° viewing angle
- Easy installation and handling
- For panels from 24 to 100 mm thick
- Battery: 2x AAA batteries



FRESNO
Colour: RAL_7021
Glass type: Matt
Accessory: 123
Details: Embero woodgrain piece



Detail woodgrain piece TARACEA collection



DIGITAL WIRELESS SPYHOLE





















- Control and visualization through mobile application
- 2 inch screen
- 105° viewing angle
- Photo and video mode
- Easy installation and handling
- For panels from 38 to 100 mm thick
- Rechargeable lithium battery

KNOBS



CARINA
Colour: Foil EF1541083
Glass type: Matt
Accessory: CARINA
Details: Glass piece

The **glass** piece takes a leading role in this design, achieving an exceptional gloss in black, enhanced by the geometric fitting with the accessory

 PM 1_Satin steel Ø65 mm	 PM 1_Copper	 PM 1_Golden	 PM 1_Black
 PM 2 - Satin steel * Ø70 mm	 PM 3_Satin steel 90x50 mm	 PM 4 - Satin steel * Ø100 mm Ø200 mm	 PM 5 - Satin steel * Ø50 mm
 PM 6_Satin steel Ø50 mm	 PM 7 - Satin steel * Ø50 mm	 PM 8 - Satin steel * Ø50 mm	 PM 9 - Satin steel * Ø50 mm
 PM 10_Satin steel 100x400 mm	 PM 11_Satin steel 100x200 mm	 PM 12 - Satin steel * 70 mm	 PM 13 - Satin steel * 50x50 mm
 PM 14 - Satin steel * 70x70 mm	 PM 15 - Satin steel * 46 mm	 PM 16 - Camel natural leather * - Brown natural leather - Black natural leather Ø50 mm	 PM 17 - Black * - White - Nickel - Slate stone

(IN) No outdoor treatment

Black Golden Copper Chocolate

LEVER HANDLE


SQUARE COLLECTION



SQ 1_Satin steel



SQ 2 - Slate stone *
- Black aluminium
- White aluminium
- Nickel aluminium




SQ 3 - Black natural leather *
- Camel natural leather
- Brown natural leather



TB 4 - Brown natural leather *
- Black natural leather



TB 5 - Black natural leather *
- Camel natural leather
- Brown natural leather



TB 6 - Grey *
- Brass
- Steel




SQ 4_Satin steel



SQ 5_Satin steel




SQ 6_Satin steel



TB 7 - Cubic ceramic *
- Blue ceramic
- Black ceramic
- White ceramic



TB 8_Satin steel



TB 9_Steel and silver



SQ 7_Satin steel



SQ 8 - Black aluminium *
- Bright grey aluminium
- Dark grey aluminium
- White aluminium
- Bright aluminium
- Satin aluminium



SQ 9_Satin steel



TB 10_Steel and silver



TB 11_Steel and silver



TB 12_Wenge natural wood

TUBULAR COLLECTION



TB 1 - Copper *
- Black steel



TB 2 - Brown natural leather *
- Black natural leather
- Camel natural leather
- Satin steel / bright steel



TB 3 - Black *
- Chocolate
- Copper
- Golden
- Bright steel



TB 13 - Chocolate *
- Steel
- Black
- Copper
- Golden



TB 14 - Anthracite *
- Unpolished steel
- Copper
- Golden



TB 15 - Golden *
- Steel
- Black
- Copper
- Chocolate

LEVER HANDLE

SPECIAL COLLECTION



SP 1 - Bright chrome *
- Bright golden
- Bright nickel



SP 2 - Satin chrome *
- Bright chrome
- Nickel
- Anthracite
- Golden
- Bronze
- Copper



SP 3 - Bright chrome / Wenge *
- Bright chrome / Cherry
- Bright chrome / Oak
- Bright chrome / Satin steel
- Satin chrome / Wenge
- Satin chrome / Crystal matt
- Satin chrome / White corian



SP 4 - Bright chrome *
- Satin chrome



SP 5 - Copper *
- Anthracite
- Bronze
- Bright chrome
- Satin chrome
- Satin steel



SP 6 - Bronze *
- Bright golden
- Satin golden
- Bright chrome
- Satin chrome
- Satin steel



SP 7 - Anthracite *
- Bronze
- Bright chrome
- Satin chrome
- Satin steel



SP 8 - Satin nickel *
- Bright nickel
- Satin chrome
- Bright chrome
- Satin golden
- Bright golden
- Satin steel
- Bronze
- Copper
- Anthracite



SP 9 - Bright chrome / Brown leather *
- Bright chrome / Ivory leather
- B. chrome / Dark brown leather
- Bright chrome / Blue leather
- Bright chrome / Green leather
- Bright chrome / Black leather



SP 10 - Bright golden / Blue crystal *
- Bright golden / Amber crystal
- B. golden / Transparent crystal
- Bright chrome / Blue crystal
- Bright chrome / Amber crystal
- B. chrome / Transparent crystal
- Matt chrome / Matt crystal



SP 11 - Bright golden / Crystal *
- Anthracite / Crystal
- Bright chrome / Crystal
- Satin chrome / Crystal



SP 12 - Bright chrome / White *
- Satin chrome / White
- Bright chrome / Black
- Satin chrome / Black

(IN)

(IN)

(IN) No outdoor treatment




MISURI
Colour: RAL_7013
Glass type: Transparent edge matt
Accessory: 128
Details: Stainless steel sheet


BAR HANDLE



MIÑO
Colour: RAL_7005
Glass type: Transparent edge matt
Accessory: 251
Details: Grooves and stainless steel




MA 1_Satin steel




MA 2 - Satin steel *



MA 3 - Satin steel *



MA 4 - Satin steel *
- Bright steel



MA 5 - Satin steel *



MA 6_Wenge natural wood




MA 7 - Satin steel / Copper *
- Chocolate / Copper
- Black / Copper
- Golden / Copper



MA 8 - Satin steel *



BAR HANDLE




MA 9 - Satin steel *
● ● ● ●




MA 10 - Satin steel *
● ● ● ●




MA 11 - Satin steel *
● ● ● ●



MA 12 - Satin steel *
● ● ● ●




MA 17 - Satin steel *
● ● ● ●




MA 18 - Satin steel *
● ● ● ●



MA 19 - Satin steel *
● ● ● ●



MA 20 - Satin steel *
● ● ● ●



MA 13 - Satin steel *
● ● ● ●



MA 14_Satin steel / Copper




MA 15_Satin steel / Copper



MA 16_Satin steel / Copper




MA 21 - Black natural leather *
- Camel natural leather
- Brown natural leather



MA 22 - Brown natural leather *
- Camel natural leather
- Black natural leather



MA 23 - Camel natural leather *
- Brown natural leather
- Black natural leather



MA 24 - Satin steel *
● ● ● ●

KEYHOLES



BOC 1_Steel - Golden - Copper - Black - Chocolate



BOC 2_Satin steel



BOC 3_Satin steel



BOC 4 - Satin steel *



BOC 5_Satin steel



BOC 6 - Satin steel *



BOC 7_Satin steel



BOC 8 - Satin steel *



BOC 9 - Satin steel *



BOC 10 - Satin steel *



BOC 11 - Satin steel *

● Black ● Golden ● Copper ● Chocolate



OLIVO
Colour: RAL_7016
Glass type: Matt
Accessory: 124
Details: Cherry woodgrain piece

HINGES



VISIBLE HINGE

- Two-body hinge
- Leaf weight: up to 100 kg (with 3 hinges)
- Economical option



HIDDEN HINGE 1

- For doors with high aesthetic requirements
- Adjustable in four directions
- Leaf weight: up to 120 kg (with 3 hinges)
- Maximum opening angle 105° (requires floor stop from 95°)
- High security level
- Maintenance-free
- Includes thermal break



HIDDEN HINGE 2

- Best highlighting of the door design
- Neutral colours: black or silver
- Leaf weight: up to 140 kg (with 3 hinges)
- Maximum opening angle 110°
- Frame material: aluminum
- Long service life: 400,000 opening cycles
- Corrosion resistance DIN EN 1670
- Maintenance-free (self-lubricating bushing)
- No heat loss (continuous sealing)

CYLINDER LOCKS AND SECURITY SYSTEMS



STANDARD SAFETY CYLINDER

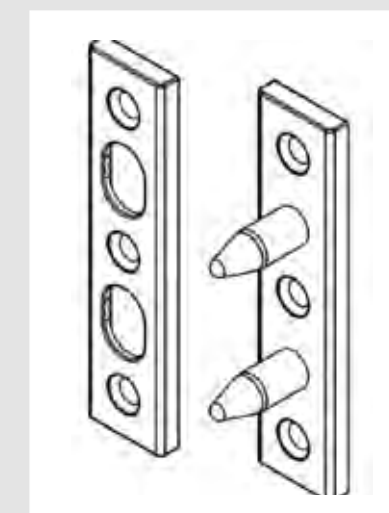

- Double profile
- Flat nickel-plated brass key with 6 pistons
- Anti-drill bar in the cylinder body
- 30° DIN cam
- Property card
- Standard security level

HIGH SAFETY CYLINDER

- Double nickel-plated European profile
- Double function (opening with key inserted)
- Encryption with 14 pistons
- Reversible nickel silver key
- Registered and protected key profile
- Bumping resistant
- Drill protection on body and rotor
- Stainless steel encryption pistons
- Anti-extraction bar
- 30° DIN cam
- Property card

HIDDEN ANTI-LEVER SYSTEM

- Anti-lever safety lock with double reinforcement hinge



HIDDEN DOOR CLOSER

- Integrated door closers are fully housed inside the door leaf. The sliding guide is only visible when the door is opened. The strength and speed of closing, the hydraulic final stroke and the hydraulic damping on the opening can be conveniently adjusted during the installation.

Maximum weight: 130 kg
Maximum length: 1.100 m
Maximum opening: 120°

AUTOMATIC LOCKS



ENTRY PHONE

Allows a temporary activation of the door, with simple one-handed operation or motorized unlocking



JÚCAR

Colour: RAL_3005
Glass type: Fusing
Accessory: 253
Details: Stainless steel and grooves

AVANT




AVIA DEZA MANDEO MERA PARGA VALGA



TIBER BRAVO COLORADO COLUMBIA DANUBIO DUERO



EBRO ELBA EUFRATES GANGES GUADIANA GARONA



IGUAZÚ INDO JÚCAR LOIRA MINO MISISIPI



MISURI MOLDAVA MOSA NAVIA NÍGER NILO



ORINOCO PARANA SELLA SENEGAL TAJO TAMBRE



TIGRIS URAL VÍSTULA VOLGA WESER YUKÓN

+LIDO




L01 L02 L03 L04



L05 L06 L07 L08



L09 L10 L11 L12



L13 L14 L15 L16



L17 L18 L19 L20



L21 L22




IP03 4 LINE IP07 3 LINE IP11 IP15

LINE

NATURA



NATURA 1 NATURA 2 NATURA 3 NATURA 4 NATURA 5




NATURA 6 NATURA 7 NATURA 8 NATURA 9 NATURA 10




NATURA 11 NATURA 12 PREMIUM 1 PREMIUM 2

INNOVA



STYLE 1 STYLE 2 STYLE 3 STYLE 4 STYLE 5



STYLE 6 STYLE 7 STYLE 8 STYLE 9 STYLE 10




STYLE 11 STYLE 12 PLUS 1 PLUS 2 PLUS 3 PLUS 4

AVPLUS



AVPLUS 1 AVPLUS 2 AVPLUS 3 AVPLUS 4 AVPLUS 5




AVPLUS 6 AVPLUS 7 AVPLUS 8 AVPLUS 9 AVPLUS 10




AVPLUS 11 AVPLUS 12 AVPLUS 13 AVPLUS 14

TARACEA



ARCE BOJ CEDRO EBANO FRESNO



GUINDO HAYA LAUREL MELIA MILO



OLIVO TEJO

BÁSICA



BÁSICA 1 BÁSICA 2 BÁSICA 3 BÁSICA 4

RÚSTICA



RÚSTICA 1 RÚSTICA 2 RÚSTICA 3 RÚSTICA 4 RÚSTICA 5 RÚSTICA 6




RÚSTICA 7 RÚSTICA 8 RÚSTICA 9 RÚSTICA 10 RÚSTICA 11



VENTANA 1 VENTANA 2 VENTANA 3 POSTIGO IP3C POSTIGO IP7

CLÁSICA



CLÁSICA 1 CLÁSICA 2 CLÁSICA 3 CLÁSICA 4 CLÁSICA 5 CLÁSICA 6




CLÁSICA 7 CLÁSICA 8 CLÁSICA 9 POSTIGOS PLAFONES


TEMPO




AGUA ALDEBARÁN ALTAR ARA ARGOS



ARTEMIS ATLANTIDAS AURIGA CARRO CINSURA



COPA CRUCERO EUROPA HÉLICE HESPÉRIDES



HIADES HIDRA ÍCARO IRIS LIRA




NORTE OFIUOCO PAVÓN PLEYADES VELA




VILANO VOLAN


GLASSES



MATT




TRANSPARENT
EDGE MATT




CANNES




CATHEDRAL




REFLECTIVE




DIAMOND MATT




DELTA



TRANSPARENT
MATT



ACID



PIXES



COLOURED
DIAMOND



FUSSING

Follow us!



Doors & Innovation

www.indupanel.es

web@indupanel.es

+34 981 68 55 67





Polígono Industrial O Acevedo
15185 Cerceda, A. Coruña (Spain)
+34 981 685 567

www.indupanel.es

**INDUPANEL**
Doors & Innovation