



TOTAL VIEW

GLASS

Aluminium
Products



COR VISION SYSTEM

CORTIZO has designed more than 50 exclusive systems of windows, façades, composite panel, solar protection systems and balustrade. This commitment to innovation allows us to offer high value added products, maximizing energy efficiency, thermal and acoustic insulation and resistance to atmospheric agents.

INNOVATION

TECHNOLOGY

QUALITY

EFFICIENCY

GUARANTEE

SUSTAINABILITY

AESTHETIC

FUNCTIONALITY

DESIGN

COMFORT

R+D+I

COR VISION SYSTEM



Sliding system with Thermal Break of avant-garde design seeking maximum brightness with the minimum amount of seen aluminium interlock in the market (only 20 mm) and allows enclosing large openings of up to 13.2 (width) x 3 (height) metres in 6 sashes.

An elegance in design with the possibility of meetings at a 90° corner without mullions, achieving clear open spaces to enjoy the outside view.

- Transmittance U_w from 1,3 (W/m²K)*.
- Maximum acoustic insulation: $R_w = 41$ dB.

CATEGORIES ACHIEVED AT TEST CENTRE*

Air permeability	CLASS 4 (max)
Water tightness	CLASS 7A
Wind resistance	CLASS C5 (max)

OPENING POSSIBILITIES

Sliding of 2, 3, 4 & 6 sashes. Possibility of 3 rails & 1 rail: (1 sash+1 fixed light). Possibility of corner sash at 90° without mullions. Galandage: 1 & 2 sashes.

*CONSULT TYPOLOGY, DIMENSION AND GLASS.



RESISTANCE TO ATMOSPHERIC AGENTS [CORTIZO COMFORT]

All of CORTIZO's enclosing systems are tested in the Test Laboratory at the Technological Center to guarantee the best performance in watertightness, air permeability and wind loads, endorsed by the maximum results in its test qualifications.

THERMAL INSULATION [CORTIZO ENERGY EFFICIENCY]

Nowadays energy efficiency in buildings is a demand made, both by the architects, as by the final customer aware of the importance of saving on heating costs and air conditioner. CORTIZO meets such challenge with systems for every climatic area with a high insulation coefficient to ensure the comfort in the residence.

ACOUSTIC INSULATION [CORTIZO SILENCE]

In order to transform the residence into a private space, intimate and free of pollution outdoor acoustics, CORTIZO has designed its enclosing systems with all the latest technological developments necessary to ensure indoors peace and relax.

UNLIMITED COLOUR RANGE [CORTIZO COLOURS]

The whole RAL colour chart in powder coating, exclusive powder coating, metallic, textured, wood effect, more than 100 finishes in anodized. Aluminum on the outside and wood in the inside, two-coloured finishes... An unlimited offer to create a colour harmony at home. Quality labels in every process: QUALICOAT, SEA-SIDE, QUALIDECO and QUALANOD.

AVANT-GARDE AESTHETICS [CORTIZO DESIGN]

We create tailor-made windows and façades for every project. Creativity to answer aesthetically and functionally to each demand. Aesthetic answers to the technical needs. Creativity at the service of habitable environments.

ENCLOSURES FOR LIFE [CORTIZO DURABILITY]

Aluminum is the most durable, long-standing and resistant material of those used in enclosures. Aluminum has the strength and a durability of the things that last a whole lifetime.

SUSTAINABLE SPIRIT [CORTIZO SUSTAINABILITY]

Respect for the environment is CORTIZO'S commitment. Using innocuous raw materials and products in all our manufacturing process and the limitless possibility of aluminum recycling, allows us to remove any creation of waste and environmental risks.



FOR MORE INFORMATION
VISIT OUR WEB
www.cortizo.com



BI-FOLD SYSTEM

CORTIZO has designed more than 50 exclusive systems of windows, façades, composite panel, solar protection systems and balustrade. This commitment to innovation allows us to offer high value added products, maximizing energy efficiency, thermal and acoustic insulation and resistance to atmospheric agents.

INNOVATION

TECHNOLOGY

QUALITY

EFFICIENCY

GUARANTEE

SUSTAINABILITY

AESTHETIC

FUNCTIONALITY

DESIGN

COMFORT

R+D+I

BI-FOLD SYSTEM



Bi-fold system with Thermal break specially for enclosing large gaps with the most avant-garde aesthetic.

It has a range variety of compositions up to 14 sashes in outwards & inwards openings.

Allows to inlay bottom frame leaving threshold completely accessible.

- Maximum energy efficiency values: window transmittance from 1,5 (W/m²K)*.
- Maximum tightness: CLASS 9A, which means during 55 minutes, total affluent of 330 liters and wind velocity of 114 km/h, there's no water intake.

CATEGORIES ACHIEVED AT TEST CENTRE*

Air permeability	CLASS 4
Water tightness	CLASS 9A
Wind resistance	CLASS A3

OPENING POSSIBILITIES

Bi-fold up to 14 sashes.

*CONSULT TYPOLOGY, DIMENSION AND GLASS.



RESISTANCE TO ATMOSPHERIC AGENTS [CORTIZO COMFORT]

All of CORTIZO's enclosing systems are tested in the Test Laboratory at the Technological Center to guarantee the best performance in watertightness, air permeability and wind loads, endorsed by the maximum results in its test qualifications.

THERMAL INSULATION [CORTIZO ENERGY EFFICIENCY]

Nowadays energy efficiency in buildings is a demand made, both by the architects, as by the final customer aware of the importance of saving on heating costs and air conditioner. CORTIZO meets such challenge with systems for every climatic area with a high insulation coefficient to ensure the comfort in the residence.

ACOUSTIC INSULATION [CORTIZO SILENCE]

In order to transform the residence into a private space, intimate and free of pollution outdoor acoustics, CORTIZO has designed its enclosing systems with all the latest technological developments necessary to ensure indoors peace and relax.

UNLIMITED COLOUR RANGE [CORTIZO COLOURS]

The whole RAL colour chart in powder coating, exclusive powder coating, metallic, textured, wood effect, more than 100 finishes in anodized. Aluminum on the outside and wood in the inside, two-coloured finishes... An unlimited offer to create a colour harmony at home. Quality labels in every process: QUALICOAT, SEA-SIDE, QUALIDECO and QUALANOD.

AVANT-GARDE AESTHETICS [CORTIZO DESIGN]

We create tailor-made windows and façades for every project. Creativity to answer aesthetically and functionally to each demand. Aesthetic answers to the technical needs. Creativity at the service of habitable environments.

ENCLOSURES FOR LIFE [CORTIZO DURABILITY]

Aluminum is the most durable, long-standing and resistant material of those used in enclosures. Aluminum has the strength and a durability of the things that last a whole lifetime.

SUSTAINABLE SPIRIT [CORTIZO SUSTAINABILITY]

Respect for the environment is CORTIZO'S commitment. Using innocuous raw materials and products in all our manufacturing process and the limitless possibility of aluminum recycling, allows us to remove any creation of waste and environmental risks.



FOR MORE INFORMATION
VISIT OUR WEB
www.cortizo.com



SYSTEM 4700 SLIDING

CORTIZO has designed more than 50 exclusive systems of windows, façades, composite panel, solar protection systems and balustrade. This commitment to innovation allows us to offer high value added products, maximizing energy efficiency, thermal and acoustic insulation and resistance to atmospheric agents.

INNOVATION

TECHNOLOGY

QUALITY

EFFICIENCY

GUARANTEE

SUSTAINABILITY

AESTHETIC

FUNCTIONALITY

DESIGN

COMFORT

R+D+I

SYSTEM 4700 SLIDING



Windows & doors sliding systems with aesthetic straight incorporate a minimalism central joint of only 47 mm of frame sightline.

Allows to maximize glazing capacity up to 34mm increasing thermal and acoustic benefits.

- It has an excellent energy efficiency: window transmittance from 1,1 (W/m²K)*.
- Maximum noise protection: up to 40 dB acoustic reduction.

CATEGORIES ACHIEVED AT TEST CENTRE*

Air permeability	CLASS 3
Water tightness	CLASS 7A
Wind resistance	CLASS C5

OPENING POSSIBILITIES

Sliding 2 and 3 sashes.
Mono-rail possibility (1 sash + fix).

*CONSULT TYPOLOGY, DIMENSION AND GLASS.



RESISTANCE TO ATMOSPHERIC AGENTS [CORTIZO COMFORT]

All of CORTIZO's enclosing systems are tested in the Test Laboratory at the Technological Center to guarantee the best performance in watertightness, air permeability and wind loads, endorsed by the maximum results in its test qualifications.

THERMAL INSULATION [CORTIZO ENERGY EFFICIENCY]

Nowadays energy efficiency in buildings is a demand made, both by the architects, as by the final customer aware of the importance of saving on heating costs and air conditioner. CORTIZO meets such challenge with systems for every climatic area with a high insulation coefficient to ensure the comfort in the residence.

ACOUSTIC INSULATION [CORTIZO SILENCE]

In order to transform the residence into a private space, intimate and free of pollution outdoor acoustics, CORTIZO has designed its enclosing systems with all the latest technological developments necessary to ensure indoors peace and relax.

UNLIMITED COLOUR RANGE [CORTIZO COLOURS]

The whole RAL colour chart in powder coating, exclusive powder coating, metallic, textured, wood effect, more than 100 finishes in anodized. Aluminum on the outside and wood in the inside, two-coloured finishes... An unlimited offer to create a colour harmony at home. Quality labels in every process: QUALICOAT, SEA-SIDE, QUALIDECO and QUALANOD.

AVANT-GARDE AESTHETICS [CORTIZO DESIGN]

We create tailor-made windows and façades for every project. Creativity to answer aesthetically and functionally to each demand. Aesthetic answers to the technical needs. Creativity at the service of habitable environments.

ENCLOSURES FOR LIFE [CORTIZO DURABILITY]

Aluminum is the most durable, long-standing and resistant material of those used in enclosures. Aluminum has the strength and a durability of the things that last a whole lifetime.

SUSTAINABLE SPIRIT [CORTIZO SUSTAINABILITY]

Respect for the environment is CORTIZO'S commitment. Using innocuous raw materials and products in all our manufacturing process and the limitless possibility of aluminum recycling, allows us to remove any creation of waste and environmental risks.



FOR MORE INFORMATION
VISIT OUR WEB
www.cortizo.com



CASEMENT SYSTEM

CORTIZO has designed more than 50 exclusive systems of windows, facades, composite panel, solar protection systems and balustrade. This commitment to innovation allows us to offer high value added products, maximizing energy efficiency, thermal and acoustic insulation and resistance to atmospheric agents.

INNOVATION

TECHNOLOGY

QUALITY

EFFICIENCY

GUARANTEE

SUSTAINABILITY

AESTHETIC

FUNCTIONALITY

DESIGN

COMFORT

R+D+I

CASEMENT SYSTEM



Hinged window system with thermal break and a slim sideline of just 65 mm, which allows a great brightness inside the room. With a modern aesthetic of straight lines, it has profiles tailored for residential and commercial projects, and both for new build and renovation. This system also stands out for its ease in fabrication and assembly, offering excellent performance in thermal and acoustic tests.

- It has an excellent energy efficiency: window transmittance from 1,0 (W/m²K)*
- Noise protection: up to 45 dB acoustic reduction.
- Maximum tightness: CLASS E1200, which means during 75 minutes, total affluent of 450 liters and wind velocity of 161 km/h, there's no water intake.

CATEGORIES ACHIEVED AT TEST CENTRE*

Air permeability	CLASS 4 (max)
Water tightness	CLASS E1200
Wind resistance	CE 2400
PAS24 Security test	APT

OPENING POSSIBILITIES

Open out: side hung and top hung.

*CONSULT TYPOLOGY, DIMENSION AND GLASS.



RESISTANCE TO ATMOSPHERIC AGENTS [CORTIZO COMFORT]

All of CORTIZO's enclosing systems are tested in the Test Laboratory at the Technological Center to guarantee the best performance in watertightness, air permeability and wind loads, endorsed by the maximum results in its test qualifications.

THERMAL INSULATION [CORTIZO ENERGY EFFICIENCY]

Nowadays energy efficiency in buildings is a demand made, both by the architects, as by the final customer aware of the importance of saving on heating costs and air conditioner. CORTIZO meets such challenge with systems for every climatic area with a high insulation coefficient to ensure the comfort in the residence.

ACOUSTIC INSULATION [CORTIZO SILENCE]

In order to transform the residence into a private space, intimate and free of pollution outdoor acoustics, CORTIZO has designed its enclosing systems with all the latest technological developments necessary to ensure indoors peace and relax.

UNLIMITED COLOUR RANGE [CORTIZO COLOURS]

The whole RAL colour chart in powder coating, exclusive powder coating, metallic, textured, wood effect, more than 100 finishes in anodized. Aluminum on the outside and wood in the inside, two-coloured finishes... An unlimited offer to create a colour harmony at home. Quality labels in every process: QUALICOAT, SEA-SIDE, QUALIDECO and QUALANOD.

AVANT-GARDE AESTHETICS [CORTIZO DESIGN]

We create tailor-made windows and façades for every project. Creativity to answer aesthetically and functionally to each demand. Aesthetic answers to the technical needs. Creativity at the service of habitable environments.

ENCLOSURES FOR LIFE [CORTIZO DURABILITY]

Aluminum is the most durable, long-standing and resistant material of those used in enclosures. Aluminum has the strength and a durability of the things that last a whole lifetime.

SUSTAINABLE SPIRIT [CORTIZO SUSTAINABILITY]

Respect for the environment is CORTIZO'S commitment. Using innocuous raw materials and products in all our manufacturing process and the limitless possibility of aluminum recycling, allows us to remove any creation of waste and environmental risks.



FOR MORE INFORMATION
VISIT OUR WEB
www.cortizo.com

Cor 80 Hidden Sash Thermally Broken

Transmittance

Uw from 0,8 (W/m²K)

Please consult typology, dimensions and glazing

Acoustic insulation

Maximum glazing: 50 mm

Maximum acoustic insulation **Rw = 46 dBA**

Finishes

Possibility of bicolor systems

Color powder coating (RAL, mottled and rough)

Wood effect powder coating

Anti-bacterial powder coating

Anodized

Categories achieved at test centre

Air permeability
(EN 12207): Class 4

Water tightness
(EN 12208): Class E1500

Wind resistance
(EN 12210): Class C5
Reference test 1,23 x 1,48 m, 2 sashes

A 80 mm frame depth Euro-Groove hidden sash window system

Seen surface of only 66 mm from the outside

Extraordinary increase in luminosity


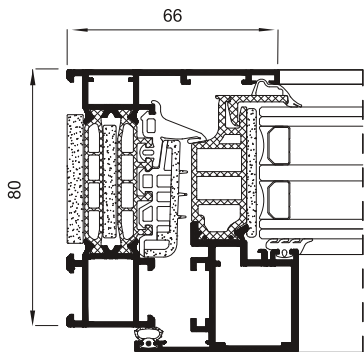
Possibility of incorporating hardware with concealed hinges & the security system Evo Security



ARCH
INVISIBLE
BY CORTIZO

Sections **Profile thickness**
Frame 80 mm Window 1,9 mm
Sash 80 mm

Polyamide strip length 45 mm



Opening possibilities



Inward opening:

1 & 2 sashes Side Hung

1 & 2 sashes Turn&tilt

Bottom hung

Maximum dimensions/sash

Standard solution

Width (L) = 1300 mm

Height (H) = 2400 mm

Cortizo Hinges HD Side Hung

Width (L) = 1200 mm

Height (H) = 3500 mm

Maximum weight/sash

160 Kg

Consult maximum weight and dimensions according to typologies



COR 70 HIDDEN SASH

CORTIZO has designed more than 50 exclusive systems of windows, façades, composite panel, solar protection systems and balustrade. This commitment to innovation allows us to offer high value added products, maximizing energy efficiency, thermal and acoustic insulation and resistance to atmospheric agents.

INNOVATION

TECHNOLOGY

QUALITY

EFFICIENCY

GUARANTEE

SUSTAINABILITY

AESTHETIC

FUNCTIONALITY

DESIGN

COMFORT

R+D+I

COR 70 HIDDEN SASH



Less sight profile, more luminosity with excellent values. New hidden sash Canal Europeo design with section profile of 66mm. Maximum glazing area, 85% window glazing area. Excellent luminosity in internal spaces.

- It has an excellent energy efficiency: door transmittance from 1.0 (W/m²K)*.
- Maximum noise protection: up to 46 dB acoustic reduction.
- Unbeatable tightness: CLASS E1650, which means during 95 minutes, total affluent of 570 liters and wind velocity of 188 km/h, there's no water intake.
- Possibility of hidden hinges and Evo Security hardware.

CATEGORIES ACHIEVED AT TEST CENTRE*

Air permeability	CLASS 4 (max)
Water tightness	CLASS E1650
Wind resistance	CLASS C5 (max)

OPENING POSSIBILITIES

Interior side hung 1 & 2 sashes, tilt&turn 1 & 2 sashes and tilt.

*CONSULT TYPOLOGY, DIMENSION AND GLASS.



RESISTANCE TO ATMOSPHERIC AGENTS [CORTIZO COMFORT]

All of CORTIZO's enclosing systems are tested in the Test Laboratory at the Technological Center to guarantee the best performance in watertightness, air permeability and wind loads, endorsed by the maximum results in its test qualifications.

THERMAL INSULATION [CORTIZO ENERGY EFFICIENCY]

Nowadays energy efficiency in buildings is a demand made, both by the architects, as by the final customer aware of the importance of saving on heating costs and air conditioner. CORTIZO meets such challenge with systems for every climatic area with a high insulation coefficient to ensure the comfort in the residence.

ACOUSTIC INSULATION [CORTIZO SILENCE]

In order to transform the residence into a private space, intimate and free of pollution outdoor acoustics, CORTIZO has designed its enclosing systems with all the latest technological developments necessary to ensure indoors peace and relax.

UNLIMITED COLOUR RANGE [CORTIZO COLOURS]

The whole RAL colour chart in powder coating, exclusive powder coating, metallic, textured, wood effect, more than 100 finishes in anodized. Aluminum on the outside and wood in the inside, two-coloured finishes... An unlimited offer to create a colour harmony at home. Quality labels in every process: QUALICOAT, SEA-SIDE, QUALIDECO and QUALANOD.

AVANT-GARDE AESTHETICS [CORTIZO DESIGN]

We create tailor-made windows and façades for every project. Creativity to answer aesthetically and functionally to each demand. Aesthetic answers to the technical needs. Creativity at the service of habitable environments.

ENCLOSURES FOR LIFE [CORTIZO DURABILITY]

Aluminum is the most durable, long-standing and resistant material of those used in enclosures. Aluminum has the strength and a durability of the things that last a whole lifetime.

SUSTAINABLE SPIRIT [CORTIZO SUSTAINABILITY]

Respect for the environment is CORTIZO'S commitment. Using innocuous raw materials and products in all our manufacturing process and the limitless possibility of aluminum recycling, allows us to remove any creation of waste and environmental risks.



FOR MORE INFORMATION
VISIT OUR WEB
www.cortizo.com



VIEW CRYSTAL BALUSTRADE / VIEW CRYSTAL PLUS

CORTIZO has designed more than 50 exclusive systems of windows, façades, composite panel, solar protection systems and balustrade. This commitment to innovation allows us to offer high value added products, maximizing energy efficiency, thermal and acoustic insulation and resistance to atmospheric agents.

INNOVATION

TECHNOLOGY

QUALITY

EFFICIENCY

GUARANTEE

SUSTAINABILITY

AESTHETIC

FUNCTIONALITY

DESIGN

COMFORT

R+D+I

VIEW CRYSTAL BALUSTRADE

VIEW CRYSTAL PLUS BALUSTRADE



Minimalist balustrading system which combines the most trend setting esthetic with the highest demands in safety.

It consists of a system in "U" designed to lodge laminated safety glass and which can be fixed to wrought iron or to the edge of the iron work. It is possible the installation flush with the pavement.

- **View Crystal** which can resist a windload of 1,0 kN/m applied at 1.1 metres from its bottom part, therefore being suitable for its use in the following areas: A1, A2, B, C1, C2, C3, C4 and E, in accordance with Eurocode1.
- **View Crysta Plus**, reinforced system which can resist a windload of 3,0 kN/m. This system, with a greater resistance, is suitable for use in the areas A, B, C, D and E of the Eurocode 1.
- This balustrade system allows 8 glazing possibilities: double glass of 8 or 6 mm joined for up to 4 polyvinyl butyrals of 0,38 each.
- It is recommended to use tempered glass.

CATEGORIES ACHIEVED AT TEST CENTRE*

Tests according to UNE 85237:1991, UNE 85.238:1991 and UNE 85240:1990 norms, requirements established in Eurocode 1 according to EN 1991-1-1:2003 / AC: 2010 for categories of use of up to 1kN/m.

CLASSIFICATION ACCORDING TO UNE 85240:1990: **Class A - EXCELLENT**

*CONSULT TYPOLOGY, DIMENSION AND GLASS.



RESISTANCE TO ATMOSPHERIC AGENTS [CORTIZO COMFORT]

All of CORTIZO's enclosing systems are tested in the Test Laboratory at the Technological Center to guarantee the best performance in watertightness, air permeability and wind loads, endorsed by the maximum results in its test qualifications.

THERMAL INSULATION [CORTIZO ENERGY EFFICIENCY]

Nowadays energy efficiency in buildings is a demand made, both by the architects, as by the final customer aware of the importance of saving on heating costs and air conditioner. CORTIZO meets such challenge with systems for every climatic area with a high insulation coefficient to ensure the comfort in the residence.

ACOUSTIC INSULATION [CORTIZO SILENCE]

In order to transform the residence into a private space, intimate and free of pollution outdoor acoustics, CORTIZO has designed its enclosing systems with all the latest technological developments necessary to ensure indoors peace and relax.

UNLIMITED COLOUR RANGE [CORTIZO COLOURS]

The whole RAL colour chart in powder coating, exclusive powder coating, metallic, textured, wood effect, more than 100 finishes in anodized. Aluminum on the outside and wood in the inside, two-coloured finishes... An unlimited offer to create a colour harmony at home. Quality labels in every process: QUALICOAT, SEA-SIDE, QUALIDECO and QUALANOD.

AVANT-GARDE AESTHETICS [CORTIZO DESIGN]

We create tailor-made windows and façades for every project. Creativity to answer aesthetically and functionally to each demand. Aesthetic answers to the technical needs. Creativity at the service of habitable environments.

ENCLOSURES FOR LIFE [CORTIZO DURABILITY]

Aluminum is the most durable, long-standing and resistant material of those used in enclosures. Aluminum has the strength and a durability of the things that last a whole lifetime.

SUSTAINABLE SPIRIT [CORTIZO SUSTAINABILITY]

Respect for the environment is CORTIZO'S commitment. Using innocuous raw materials and products in all our manufacturing process and the limitless possibility of aluminum recycling, allows us to remove any creation of waste and environmental risks.



PARA MÁS INFORMACIÓN
CONSULTE LA WEB
www.cortizo.com



TOTAL VIEW

GLASS

uPVC

Products



REHAU TOTAL70
Total Choice for Every Type of Home




REHAU TOTAL70

All the benefits without compromise

Our 70mm window and door system offers a range of styles crafted using PVCu which guarantee maximum energy efficiency and performance for your investment.

There are two aesthetic options to choose from in our casement window range. REHAU TOTAL70c is our chamfered system, REHAU TOTAL70s our fully sculptured system. The range of styles extends to REHAU TOTAL70r which is a fully reversible window system.



Energy efficiency

For excellent thermal properties and to achieve greater energy savings, REHAU TOTAL70 window systems easily achieves an A+ rating, the highest possible Window Energy Rating (WER) for thermal efficiency. The more efficient your home, the more you save.

TOTAL70 windows and doors will comply with and exceed Part L Building Regulations*. For windows this requirement is an overall U-Value of 1.6 W/m²K and for doors 1.8 W/m²K. TOTAL70 can achieve U-Values of 0.8 W/m²K using triple glazed Argon sealed units. This means that the systems are suitable for Passivhaus standard - currently the most energy efficient specification for a building throughout Europe.

Noise reduction

Double & triple glazed sealed units considerably reduce outdoor noise levels, allowing you to relax in the peace and quiet of your home.

Safety and security

REHAU TOTAL70 window and door systems can achieve the British Standard BS7950 and PAS24 security standards.

Low maintenance

Our systems contain a unique compound with a smooth gloss finish – guaranteeing they retain their pristine appearance. It also means they will never warp, rot or need painting.



REHAU TOTAL70

Colour and choice for your home

PVCu windows and doors don't have to be white - choosing REHAU for your home opens up a world of colour and choice which will complement your style of property perfectly



If you like the look of traditional painted windows but want the benefits of PVCu and double or triple glazing then you'll love REHAU's fantastic range of foil laminate range.

With our laminate PVCu the colour and finish options are vast complementing both the exterior and interior of your home - you can choose one colour and finish for the outside and a totally different one for the inside. Over 20* laminate options include an attractive range of woodgrain effect finishes all contained in our easy to use swatch and split in to four simple collections to help you choose the look which matches your home.

All laminate finishes carry extensive guarantees and are well proven for high performance and longevity in all types of weather conditions and all areas, without colour deterioration or fade.

Whatever you choose you can be assured that your windows, doors or conservatory will beautifully enhance your home for years to come.



The Collections



Contemporary Collection

Building on the growing popularity PVCu Windows, which mimic the minimalist look of aluminium windows, The Contemporary Collection includes a selection of blacks and greys



Timeless Collection

A great choice for period properties, The Timeless Collection includes Clotted Cream, Chartwell Green and Windsor.



Traditional Collection

Offering options for those looking a more traditional timber finish including Golden Oak, Mahogany and Rosewood.



Statement Collection

Some of the bolder colours within the REHAU range, colours include reds, blues and greens for a more daring look.

**Some colour options may have extended lead times - please check with your supplier*



REHAU TOTAL70

Versatility and style



TOTAL
70_C

TOTAL70c is our original and most popular 70mm Chamfered window and door system.

This enables maximum thermal efficiency for windows without the need for more expensive glass, making them more cost effective and giving you even more savings on your energy bills. This system is available in French and casement windows, tilt & turn windows, horizontal pivot windows and bay and bow windows. Also, a choice of door styles such as residential, tilt/turn patio doors and French doors. Our chamfered system is simple yet elegant, helping to create beautiful contemporary frames for your home.



TOTAL
70_S

TOTAL70s has been created with fully Sculptured profiles, offering heightened style to both modern and traditional properties.

This system will appeal to anyone wanting a sympathetic replacement for timber windows with its decorative sculptured edge providing attractive, ornate detail, restoring character to older properties and introducing sought-after features to newer ones. The system is available in a range of window styles including French and casement windows, tilt & turn windows and bay and bow windows. Also, a choice of door styles from residential to tilt/slide patio doors and French doors.



TOTAL
70_R

REHAU's TOTAL70r Reversible window system has been designed to ensure a high specification in both quality and performance.

Our new multi-chamber profiles ensure improved thermal performance, with an 'A' window energy rating being easily achievable. Traditionally the reversible window system was developed to allow for easy cleaning especially for windows that were hard to reach on the outside and originally the window was more common in high rise buildings. However, the REHAU TOTAL70r Reversible window is designed with a flush fitting sash and frame for a very contemporary look in any home.



REHAU TOTAL70

System technology

All products accommodate glazing from 4mm to 44mm in either double or triple glazing and offer an enhanced appearance as well as superior fabrication and performance.

Easy glazing

REHAU's single-leg glazing beads and retention detail guarantees on-site glazing is easy and secure when fitted

Integral gaskets

REHAU TOTAL70C & REHAU TOTAL70S profiles are supplied with gaskets already integrated into the profile.

Improved drainage path

Our improved drainage path allows water to drain more efficiently.

Ancillary profiles

A large range of ancillary profiles including sills, angled head drips, square bay poles, couplers and frame extensions, are compatible across the entire REHAU TOTAL70 range.

Surface finish

REHAU is renowned for its quality, demonstrated with the gloss surface finish, that provides a long-lasting appearance with little or no maintenance.

Multi-chamber profiles

The REHAU TOTAL70 range includes profiles with 3, 5 and 6 chambers for improved thermal efficiency without compromising on structural capability

Hardware fixed into steel

If required, the hardware used on REHAU TOTAL70 profiles can be fixed into the steel reinforcement on both sash and frame. This allows for improved technical performance and superior security levels.

Positive friction-stay location

To reduce the strain on screws and hinges, positive friction-stay location is added for improved performance.

Larger reinforcement chamber

To allow additional strength/rigidity when necessary, a larger reinforcement chamber enables a range of galvanised steels to be inserted for optimum performance

Low threshold

REHAU TOTAL70 doors also offer low thresholds specifically for wheelchair access, complying with Building Regulations.

More information for fabricators and installers can be found in the [REHAU TOTAL70 System Description \(706.600EN/625\)](#).



**Engineering progress
Enhancing lives**

Rio flush fit windows

Create a home with Rio.
Stylish. Secure. Sustainable.

Windows. Reinvented for modern life.
www.rehau.uk/rio



Windows.

At REHAU we engineer progress and are dedicated to enhancing the lives of our customers throughout the UK. This drives us forward to believe, achieve, and be a leader in our industry – now and in the future. Building on our past successes, gives us a forward-thinking perspective for continued success.





Rio flush fit windows

When it comes to design features and sophisticated styling, the Rio flush fit window is in a class of its own.

The windows have been specifically designed so that the opening sash of your window sits flush with the outer frame, giving a unique sleek and seamless appearance.

As with all REHAU windows, safety, security and longevity of your windows is paramount. Your Rio flush fit windows benefit from enhanced noise reduction, energy efficiency and are easy to maintain, keeping your windows looking good throughout their lifetime.



Attention to detail

Not only does the Rio flush fit window authentically replicate the features of a traditional timber window, it also compliments more modern homes perfectly with their clear lines and minimalist appearance. This truly sets the Rio flush fit window aside in terms of look, suitability, safety and longevity.

Stay safe with Rio

Your home is the heart of family life, and knowing it is secure and protected is important.

Rio flush fit windows offer a range of benefits to enhance your home, family and the environment.



What do Rio flush fit windows offer?



A Energy efficiency rating

Choosing Rio helps your home to become more efficient and save money on your heating bills.



Noise reduction

Every one needs a good nights sleep and Rio offers exceptional noise reduction.



Virtually maintenance free

Timber windows require annual maintenance to ensure they are kept looking good - with Rio you can spend more time with your family.



Enhanced Security

Rio windows are PAS24 security accredited which gives you an added level of security to your home and family.



Weather Performance

Independently tested, Rio achieves the highest BSI ratings for wind, water and air, protecting your home from the elements.



A style suited to you

Our stylish and elegant Rio flush fit creates an inspired modern look, creating a seamless alternative to aluminium as well as authentically replicating features of a traditional timber window, without compromising the care and attention that you have already given to your home.

An option for everyone

Create your own look with the option of three jointing methods to add that quality finish to your windows:

Fully-welded joint



Inside



Outside

Full mechanical joint



Inside



Outside

MechWeld joint



Inside



Outside

Choose from 3 jointing options

A colour for all

A beautiful array of colour options and combinations present you with a range to suit any home style and décor preference.



Colour combinations

Every Rio flush fit window even has the option of featuring the same colour finish inside the home, for a custom look consistent with the home's interior.

Choosing Rio flush fit will add a touch of timeless style. Modern materials and a rich spectrum of colour options combine to offer a window with style and sophistication at its heart. From the traditional and highly textured Turner Oak, to the modern Anthracite Grey, you will find the perfect match for your home.



¹ Grained both sides, available on Grey Base Profile ² Authentic textured wood finish by Woodex.

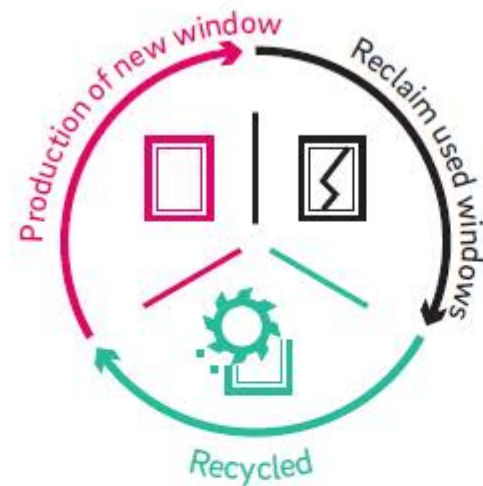


Sustainability

As a manufacturer, REHAU is conscious of the impact their actions have on people and the environment. The use of recycled materials is one of REHAU's strategic objectives and we are committed in supporting that objective by leading change in attitudes and accessibility of recycling.

Excellent sustainability

By making our own processes more efficient and creating new opportunities for recycling, our aim is to make it as easy as possible for everyone to make the responsible choice of using recycled products.



In 2014, recycling business PVCR Ltd was welcomed into the REHAU group and has since benefited from significant investment in its recycling equipment. This has enabled the processing of over 13,000 tonnes of post-consumer windows and doors per year.



97,000
tonnes of
CO₂ saved
per year

Turner Oak



Simply White

Clotted Cream

Chartwell Green

Pearl Grey

Slate Grey (Grained)

Anthracite Grey (Grained)

Black Brown

Golden Oak

Rosewood

Anthracite Grey (Smooth)

RESIDENCE²

SQUARED.

THE RESIDENCE COLLECTION ARE PIONEERS IN THEIR FIELD, DEVELOPING WINDOW AND DOOR SYSTEMS WITH TECHNOLOGY AND INNOVATION AT THE FOREFRONT.

R² IS THE ARCHITECTURAL HIGHLIGHT OF THE COLLECTION, WITH CLEAN LINES AND SUPERB PERFORMANCE.





STUDIO²

THE CLEAR CHOICE.



VERY CLEAR IN IT'S DESIGN. WITH A CUTTING
EDGE INTERNAL SHAPE ITS UNCONVENTIONAL
AND UNIQUE.



DESIGNER²

THE BOLD CHOICE.



STRAIGHT LINED INNOVATION. BOLD LOOKS
CREATE A BRIGHT LIVING ENVIRONMENT.



CONVERT²
THE ELEGANT CHOICE.

BUILD²
THE DREAM CHOICE.



FEELS ELEGANT AND TIMELESS. FOR THOSE WANTING A CONTEMPORARY LOOK IN A TRADITIONAL BUILDING.

COMPLETE YOUR DREAM PROJECT. SIMPLICITY STANDS OUT; SQUARE DETAIL.






WINDOWS & DOORS
THE WAY THEY'RE
MEANT TO BE™

R²

COLOUR CHOICE

DESIGN INSPIRATION.


YOUR HOME, YOUR CHOICE.

RESIDENCE² COLOUR PALETTE HAS BEEN REFINED TO REFLECT MODERN, YET TIMELESS TONES, SO YOU CAN TAILOR THE COLOUR AND DESIGN TO YOUR HOME.

FOR MORE COLOUR INSPIRATION, VISIT WWW.RESIDENCECOLLECTION.CO.UK/GALLERY OR SEARCH INSTAGRAM AND PINTEREST #RESIDENCECOLLECTION.




PAINSWICK



NO.38
GREY
(SOLID COLOUR)



ECLECTIC
GREY



GRAINED
WHITE

VINTAGE
CREAM
(SOLID COLOUR)



CHALK
WHITE
(SOLID COLOUR)


CLOTTED
CREAM



IRISH
OAK



ENGLISH
OAK



SILVERED
OAK



INSIDE COLOUR

OUTSIDE COLOUR

GRAINED
WHITE

CLOTTED
CREAM

PAINSWICK

ENGLISH OAK

IRISH OAK

SILVERED OAK

ECLECTIC
GREY

VINTAGE
CREAM
(UNFOILED)

CHALK WHITE
(UNFOILED)

NO. 38 GREY
(UNFOILED)

GRAINED
WHITE



CLOTTED
CREAM



PAINSWICK



ENGLISH
OAK



IRISH OAK



SILVERED
OAK



ECLECTIC
GREY



VINTAGE
CREAM
(UNFOILED)



CHALK WHITE
(UNFOILED)



NO. 38 GREY
(UNFOILED)



THE
RESIDENCE
COLLECTION

R²



#R2journey

Get in Touch

T: 01452 300912 E: journey@residencecollection.co.uk W: www.residencecollection.co.uk

RESIDENCE COLLECTION, RESIDENCE ² AND R² ARE REGISTERED UK TRADE MARKS OF WINDOW WIDGETS (2006) LIMITED

R9

RESIDENCE 9®



WINDOWS & DOORS

THE WAY THEY'RE
MEANT TO BE™

RESIDENCE 9

is a window and door system designed to authentically replicate 19th Century timber designs.

Residence 9 is a clever blend of old and new. It fuses classic aesthetics with a twist of modern materials.

CLASSIC WITH A TWIST

The traditionally elegant flush exterior and stylish decorative interior create that classic aesthetic. The twist is a modern composite material which lends itself to the sometimes frantic pace of modern living by being virtually maintenance free; no painting or staining required!

It also has the added benefit of uniquely engineered 'easy clean' rebates which can be easily wiped clean meaning your windows remain looking their best with the minimum of effort, so you can spend more time doing the things you love.

SOPHISTICATED PERFORMANCE

A combination of design, innovation and technological advancement is how Residence 9 outperforms many other systems. It can accommodate triple or double, highly efficient glazed units with market leading thermal and acoustic performance. It achieved one of the highest classifications on the British Standard weather test due to its robust design, and has the option of steel reinforcements (if required) to attain the maximum sizes to recreate grand entrance screens through to exceptional bays.

BEST OF BRITISH

Residence 9 is proud to be designed and made in the UK. It was created with the enduring designs of British architecture in mind and has many bespoke options that can satisfy a range of homes from the grandeur of stately homes, to the solid good looks of Georgian and Victorian, right through to the present day. As well as a stunning range of windows, it can be incorporated into fabulous French, Residential and Composite doors and elegant Orangeries and Garden Rooms. All of these are available in a handpicked collection of heritage colours that can be personalised to match existing furnishings by choosing a different colour inside to outside.

Uncover Your R9 journey here...






HERITAGE
 Residence 9 can tick all the boxes for your property. It is designed to replicate the flush timber designs found in heritage properties in our towns, villages and cities. It enables you to replace your windows and doors with an authentic design and in heritage colours, without losing the character appearance and feel of the period. Crucially, you can now achieve this in a virtually maintenance free composite material, no more painting and staining, leaving you time to enjoy your beautiful home.





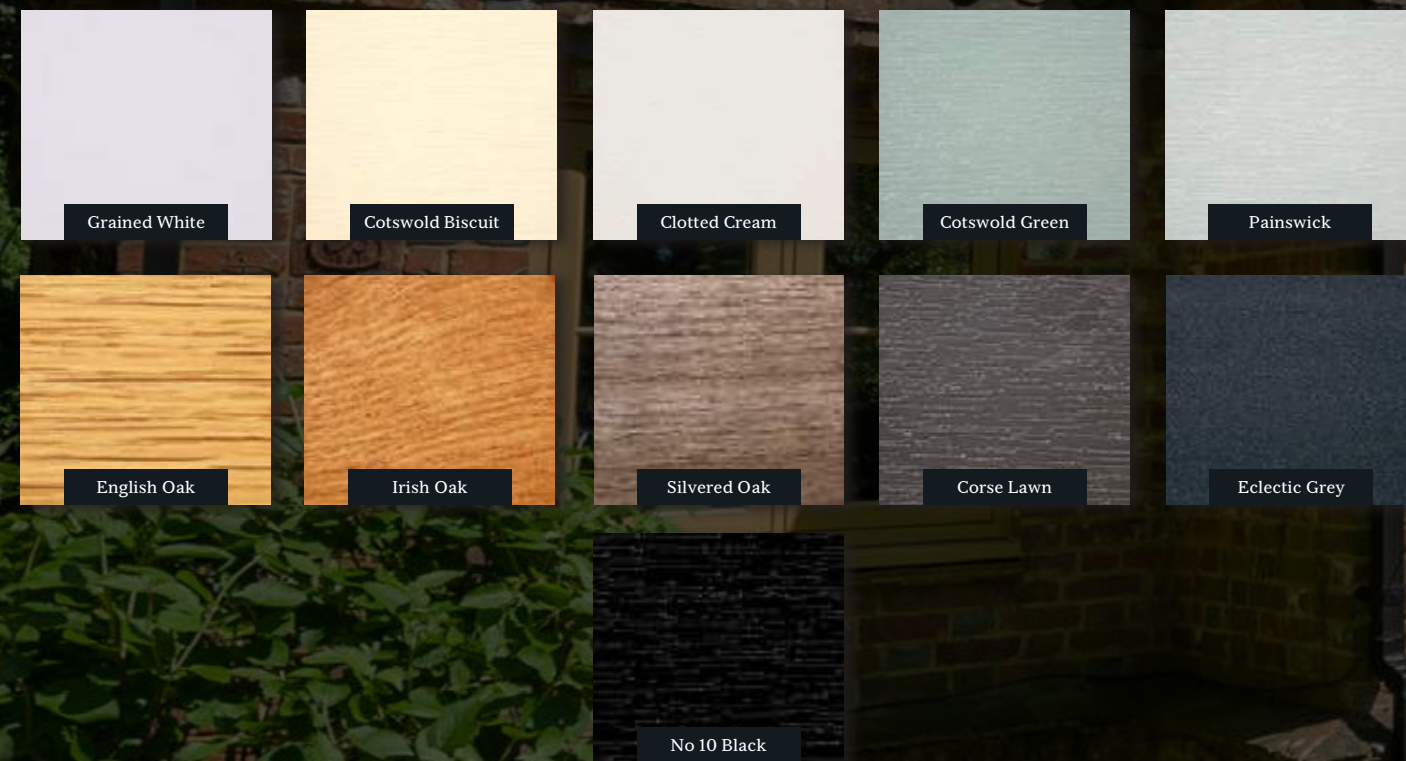


YOUR R9

The Residence 9 Graduate Collection is a range of colours and shades to suit different architectural periods and individual choices. 17th Century windows were oak and left unpainted, whilst 19th Century windows were always painted. The inspirational dual colours can transform your home room by room, creating your perfect solution, this is your Residence 9.



THE GRADUATE COLLECTION



The print process may not give a 100% accurate colour representation of the actual finish. Furthermore, the finishes have different textured grains. For this reason it is recommended to visit a Residence 9 showroom to see actual swatches of the finishes available.

	Grained White	Cotswold Biscuit	Clotted Cream	Cotswold Green	Painswick	English Oak	Irish Oak	Silvered Oak	Eclectic Grey
Grained White	Grained White								
Cotswold Biscuit		Cotswold Biscuit							
Clotted Cream			Clotted Cream						
Cotswold Green				Cotswold Green					
Painswick					Painswick				
English Oak						English Oak			
Irish Oak							Irish Oak		
Silvered Oak								Silvered Oak	
Eclectic Grey									Eclectic Grey
No 10 Black		No 10 Black							
Corse Lawn									Corse Lawn

DUAL COLOURS

Your R9 windows can be truly personalised with dual colours. For example, you could have “Painswick” on the outside and “Clotted Cream” on the inside to match your kitchen décor. Experiment by room, if your windows are “Cotswold Green”, but that doesn’t match your bedroom or bathroom furnishings, then go for a fresh “Grained White” finish inside. Dual Colours can also be used to create a Tudor style, try “No.10 Black” frames with “Grained White” sashes or vice versa!

R7[®]

REDEFINING WINDOWS & DOORS

RESIDENCE 7

R7 is here to inspire you on your journey to create your dream home.

Elegantly flush sash exterior and interior gives the R7 its chic modern appearance and versatility to be used for both contemporary new builds and traditional British homes alike. All glass sight-lines are perfectly equal providing symmetry for a timeless kerbside appeal. Choose from one of our five glazing beads to fully personalise your choice, continue the flush contemporary appearance with the Square or soften the look with the Decorative.

R7 outperforms many other systems with a sophisticated 7 chamber design and intelligent features.

It's the ideal solution for a wide range of properties, from modern new builds to city apartments and country cottages to semi-detached houses, with everything in between, Residence 7 is intended to be the window of your choice.

Designed and made in Britain, we've built long-lasting partnerships with our network of highly experienced fabricators and installers who are all ready to assist you in your decision making process.

Tailored To You

Residence 7 windows and doors are finished to perfection, combining a modern flush appearance and unquestionable market leading design features and performance, all in a maintenance free material. Available as casement windows, shaped windows, bay and bow windows, orangeries, conservatories, single doors and French doors - R7 has all the choices for your perfect home.

Your Home, Your Way

Create an individual design statement for your home with a range of luxury colour finishes and hardware options, all have been carefully created with you in mind, allowing you to replace your current windows and doors with a more efficient, secure and attractive system.

Maintenance Free

With the sometimes frantic pace of modern living, you need your windows and doors to look their best with the minimum of effort. R7 windows are virtually maintenance free; no painting, sanding or staining required! A simple wipe clean, so you can spend more time doing the things you love.

Manufacturing Techniques

Residence 7 has been designed to embrace multiple manufacturing techniques.

A mitre welding technique can fuse the joints together diagonally for a contemporary appearance, or choose the Graf weld for a seamless diagonal weld. The TimberweldR process welds the profiles with a timber look to both sides, or MechWeld/External Timber Look (ETL) gives a diagonal weld to the internal, with a timber look to the external. Of course, there's also the traditional mechanical joint fabrication for the ultimate timber alternative process.



Colour Inspiration


Residence 7 is designed to suit multiple applications and styles, it is the way you want them to be. A range of colours and shades to suit different architectural periods and individual choices - tailored to your home.

Your Residence, your way.



Graduate Colour Options

A range of foil colour for an authentic timber look.



Grained White




Clotted Cream



Painswick



Cotswold Green



English Oak



Irish Oak




Golden Oak




Rosewood



Corse Lawn




Eclectic Grey




No.10 Black

Element Colour Options

A range of matt un-foil colour for the ultimate modern aesthetic.



Chalk White



Vintage Cream




No.38 Grey

Personalised Internal Style

A glazing bead is the part that secures your glass and by choosing one of our five glazing bead options to suit your individual style, you can personalise the internal aesthetic of your windows. With a choice of both 28mm double glazing and 44mm triple glazing, performance comes as standard.

There are five options to choose from; 28mm Decorative, 28mm Staff, 28mm Square, 44mm Decorative & 44mm Square.



Handles & Stays

Personalise your windows with our Romatopola Hardware. It is Latin for hardware!

Our range includes key locking Monkey Tail or Pear Drop handles with matching peg stays in nine colour options. There is a colour to suit all tastes, ideal for recreating a period allure or to complement a more contemporary appearance.

Get in touch for a copy of our hardware brochure: journey@residencecollection.co.uk.



Authentic Cill Detail

To add the finishing touch to your new windows choose the Radlington Cill, this range is the modern interpretation of timber cills, designed to authentically accompany your Residence windows and doors so you can recreate that stunning look in both modern and period homes.



Bays & Corner-posts

Contemporary and traditional bay windows and orangeries are easy to create using Residence 7. Choose from delightfully decorative or sleek square corner-posts. R7 has a complete range to suit multiple bay angles and designs. For further personalisation you can choose to add Georgian bar too. It is easy to create your perfect solution to complement your home.



WINDOWS & DOORS

THE WAY THEY'RE
MEANT TO BE™

Easy-clean Rebate

Intelligently designed with an 'easy-clean' frame rebate, open your windows or doors and simply wipe clean, no sharp corners or deep grooves attracting dirt. We also have a variety of coloured bases, as an example; choose Eclectic Grey inside and out, you get a dark grey rebate to match! A uniquely clever design, for modern living.

Lock & Hinge Retention

Residence 7 boasts superior design details and screw retention reinforcements, locks and hinges are secured firmly into position. Residence 7 is also specifically designed to accommodate the additional weight of triple glazed units, allowing heavy duty hinges to fit and operate perfectly.


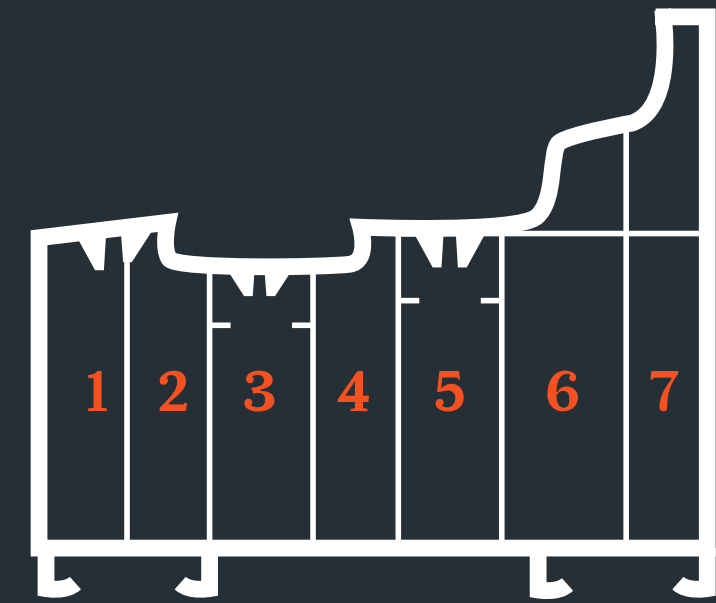
MARKET LEADING DESIGN FOR MODERN LIVING





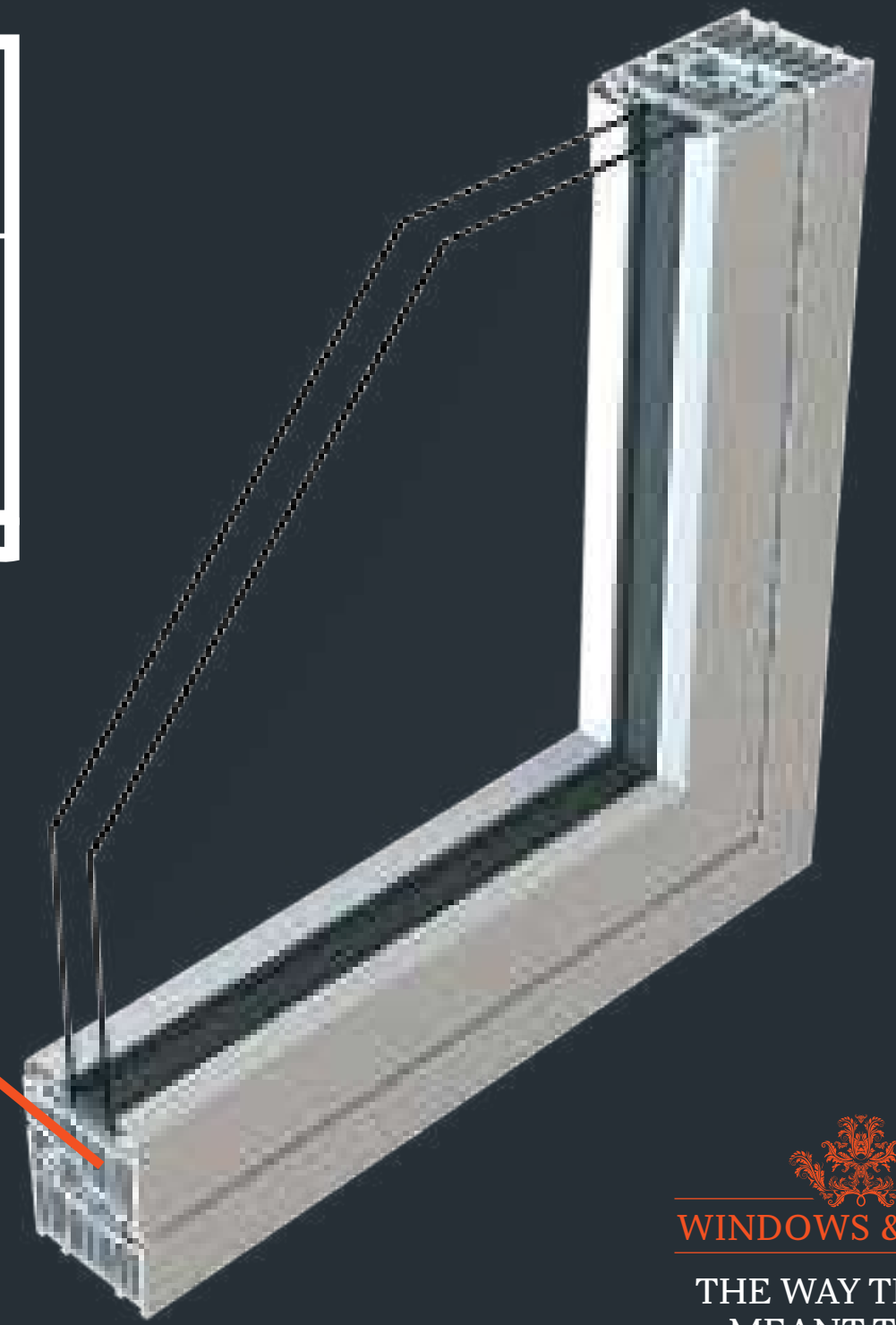
7 Chamber Design

Residence 7 has been engineered to meet current and anticipated future standards. Other window frames typically offer 3 or 5 chambers and are usually 70mm wide, R7 has 7 chambers and is 75mm wide, resulting in superior thermal, acoustic, strength and security performances.



Energy Efficient Glazing





Residence 7 is designed to accommodate 'energy efficient glazing' this term is used to describe double glazing or triple glazing used in modern windows. Residence 7 has options for 28mm double glazing or 44mm triple glazing. The glazing bead is always on the inside which contributes to a higher security performance.



Greener Than You Realise

PVCu is greener than you realise. It's an insulating material, keeping you cosy in the winter and cool in the summer, contributing to lower energy bills and carbon emissions. It's able to achieve a Window Energy Rating (WER) of A+ and a U-value of 0.8W/(m2K) which is Passivhaus standard so it's future proof too. All our windows and doors can be fully recycled and actually include a recycled material section within them. As for maintenance, there's very little, no toxic paints, primers, preservatives or fungicides to keep your windows looking fresh!

INSIDE COLOUR

OUTSIDE COLOUR	INSIDE COLOUR	
	Chalk White (unfoiled)	Matching Outside Colour
Grained White		✓
Clotted Cream	✓	✓
Cotswold Green	✓	
Painswick	✓	
English Oak	✓	✓
Irish Oak	✓	✓
Golden Oak	✓	✓
Rosewood	✓	✓
Eclectic Grey	✓	✓
No 10 Black	✓	
Corse Lawn	✓	
Vintage Cream (unfoiled)		✓
Chalk White (unfoiled)		✓
No. 38 Grey (unfoiled)		✓

The Way You Want Them To Be

Residence 7 windows and doors are finished to perfection, combining a modern flush appearance with all your personalised choices, why not head to the website to find your nearest installer and let your dream home become a reality.

Your Residence journey is just beginning...

THE
RESIDENCE
COLLECTION

R7®

Get in Touch

T: 01452 300912 E: journey@residencecollection.co.uk W: www.residencecollection.co.uk



#R7journey

RESIDENCE 7 AND R7 ARE REGISTERED UK TRADE MARKS OF WINDOW WIDGETS (2006) LIMITED

*Your chosen installer should do a professional survey and advise on the suitability of Residence 7 in your property and/or area.

You can now transform your home with traditional sash windows loaded with modern features



Rose 
collection

Stylish, authentic uPVC sash windows



The Rose Collection delivers unbeatable authenticity and exceptional performance – but as a range it’s also hugely versatile, able to suit a diverse array of properties, budgets and applications.

The Collection consists of three core products – the Charisma Rose, the Heritage Rose and the Ultimate Rose. All three models have some things in common:

- All are A-rated for energy efficiency
- All can be delivered in a wide range of wood-effect finishes
- All can be sprayed in practically any colour
- All available with arched heads and configured as bay or combination windows.

Comparison of models



UltimateRose

Run-through Horn	Standard
Meeting Stile	35mm
Corner Detail	Mechanical
Woodgrain	Standard
Deep Bottom Rail	Standard
Polished Welds	Not Available
85mm Slim Mullion	Option
Secured By Design	Optional Extra
Arches	Optional Extra
Locks	Globe Hook
Profile Detail	Bevelled
Anti-jemmy bar	Not Available



HeritageRose

Run-through Horn	Optional Extra
Meeting Stile	44mm
Corner Detail	Welded
Woodgrain	Optional Extra
Deep Bottom Rail	Standard
Polished Welds	Optional Extra
85mm Slim Mullion	Option
Secured By Design	Optional Extra
Arches	Optional Extra
Locks	Acorn
Profile Detail	Bevelled
Anti-jemmy bar	Not Available



CharismaRose

Run-through Horn	Optional Extra
Meeting Stile	60mm
Corner Detail	Welded
Woodgrain	Optional Extra
Deep Bottom Rail	Optional Extra
Polished Welds	Not Available
85mm Slim Mullion	Not Available
Secured By Design	Optional Extra
Arches	Optional Extra
Locks	Acorn
Profile Detail	Ovalo
Anti-jemmy bar	Standard

RoseCollectionBenefits



We've spent a long time producing the show-stopping vintage aesthetics of the Rose Collection. For years, the biggest drawback of uPVC was its appearance. It was durable, weather resistant, thermally efficient - but it looked like plastic.

Now, we've made uPVC look as good as it's ever looked – which means you can finally fully appreciate the

fantastic benefits this all-round exceptional material has to offer.

Our uPVC sash windows are brilliantly versatile, able to be customised with an extensive range of astragal bar designs and other features, they're blissfully easy to keep clean, and require incredibly little maintenance – all while delivering incomparable vintage aesthetics.

Energy

Each Rose Collection window has been awarded thermal efficiency rating: A.

A-rated windows bring significant savings on home energy bills - and are better for the environment too. Given that the Building Research Establishment's authoritative Green Guide has already declared uPVC windows as equal to or even better than timber when it comes to sustainability, environmental impact and energy efficiency, you can rest assured that when you purchase a Rose Collection window, you're making an environmentally responsible choice.

What's more, unless properly maintained and regularly treated and repainted, timber is liable to warp, rot or otherwise lose performance under sustained exposure to the elements. UPVC suffers from none of these problems – meaning that a Rose Collection window will stay beautiful for decades to come.

Security

The most important consideration of all, though, is security. For your safety, your family's safety, and the security of everything you own, it's vital that your windows are as secure as they can possibly be.

To help consumers make informed decisions when it comes to window security, the police have introduced an initiative called Secured by Design. Based on the Enhanced Window Security British Standard (BS 7950), SBD testing requires windows to demonstrate they have been designed with the utmost security in mind, as judged by the Association of Chief Police Officers. Only then can products be registered as Secured by Design.

If you would like your Rose Collection products to be Secured by Design accredited, you can request them as such when you place an order.




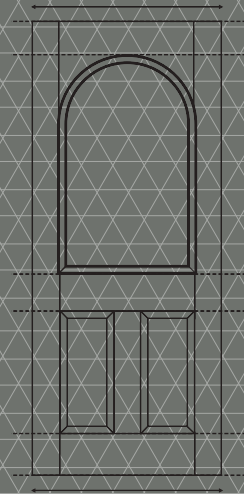
TOTAL VIEW

GLASS

Composite
Front Doors

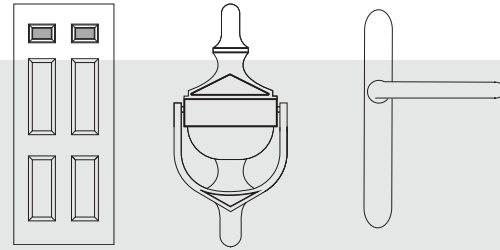
Crafted Precision

A collection of composite doors individually designed by master craftsmen covering traditional styles right through to the ultra-modern.



Composite Collection

How to build your door...



1.

Choose your door style

Pick from our extensive range of door styles. Use our ranges and style guide to help find the perfect door.

Pages 16 - 59



Traditional

Cottage

Contemporary

Virtu-AL



Stable Doors



French Doors

Need a sidelight as well?
We have a range to match the door style you choose.


2.

Choose your frame

Match your new door frame to your windows with your choice of PVC or aluminium outerframe.



PVCu Frame



Aluminium Frame

3.

Choose your colour

Choose from 7 standard colours, 14 superior colours and any RAL colour. Our doors can be sprayed with any RAL colour in our state-of-the-art paint studio.

Pages 12-13



4.

Choose your glass

Choose from bevelled, leaded, frosted or plain. Our door style pages show you the best suited combinations. If the glass shown isn't with your chosen door style, ask us and we'll let you know if it's available.

Pages 14-15




Bevelled



Leaded



Frosted



Plain

5.

Choose your hardware

Pick your handle, letterplate and knocker in 6 finishes. For something a bit different, choose the Contemporary range for an ultra-modern finish, or the Traditional range to complete the cottage look.

Pages 60-63




Handles



Knockers



Letterplates



Contemporary Range



Traditional Range



Hinges

Design your door!

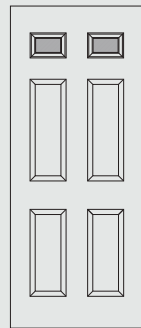
Try out every combination of door style, glass and hardware online using our quick and easy door designer.

Ask your retailer about how to design your door online.

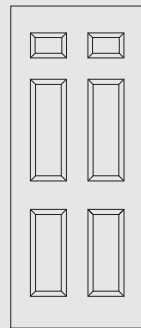
Door styles

Use this page to narrow down your choice of door style. Then turn to the page reference for some colour and glass inspiration.

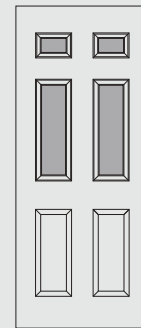
Traditional




Carlton Two
Page 18-19



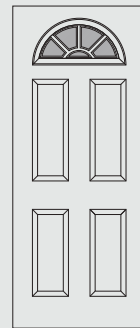
Carlton Solid
Page 19



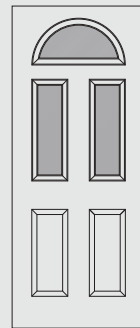
Carlton Four
Page 20-21



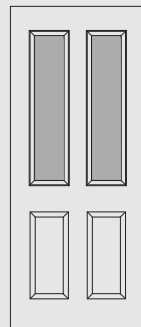
Chilton One
Page 22-23



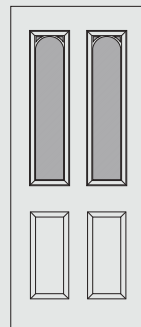
Chilton One Grill
Page 23



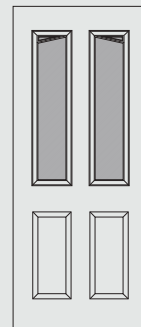
Chilton Three
Page 24-25



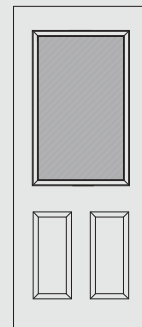
Clifton
Page 26-29



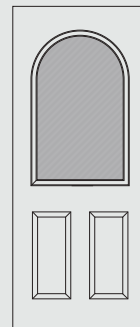
Aston
Page 30



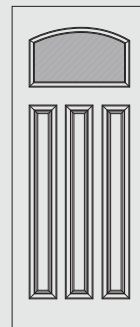
Elton
Page 31



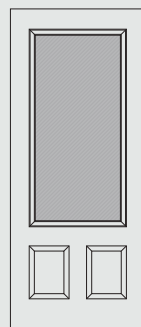
Crafton
Page 32-33



Claston
Page 34-35




Malton
Page 36

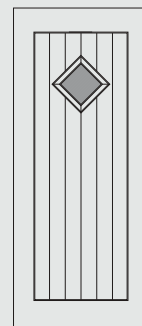


Harton
Page 37

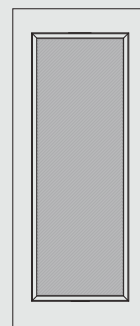
Cottage



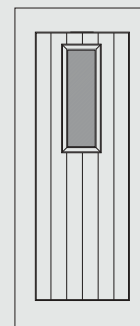
Kingston Solid
Page 40



Kingston A1
Page 40

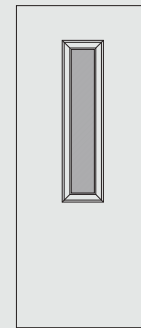


Kingston FG
Page 40

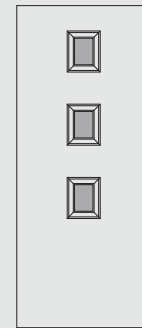


Kingston A2
Page 41

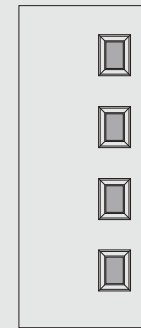
Contemporary



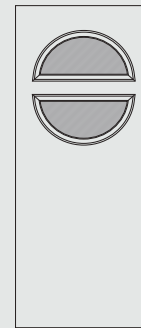
Garda A3
Page 44



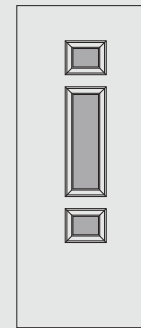
Garda 3 Centre
Page 45



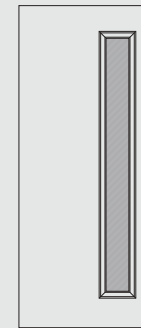
Garda 4 Hinge
Page 46



Garda C2
Page 47

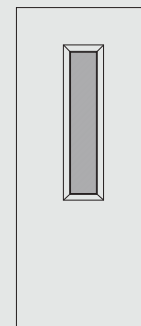


Garda B3
Page 48

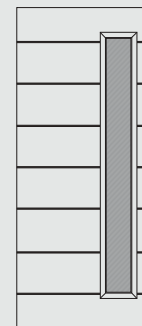


Garda D4
Page 49

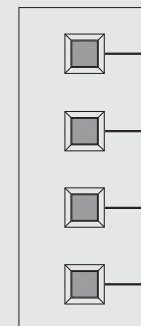
Virtu-AL



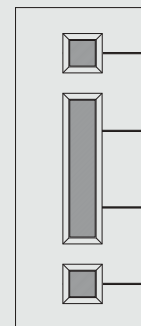
Delio Z3
Page 52



Vico V4
Page 53




Como VX
Page 54




Como ZY
Page 55

French Doors



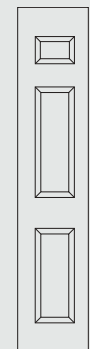
French Doors
Page 56-57

Stable Doors

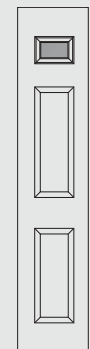


Stable Doors
Page 58-59

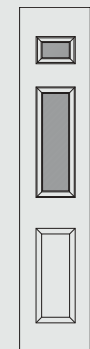
Side Panels



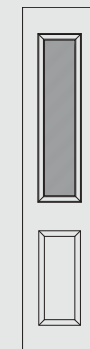
Carlton Solid



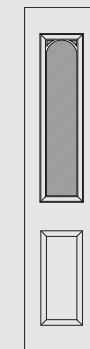
Carlton One



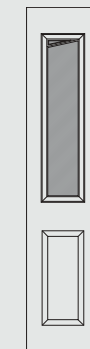
Carlton Two



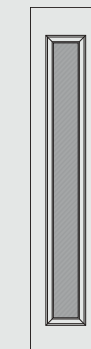
Clifton



Aston



Elton



D4

Remember: you can have any door in any colour, and more glass designs are available than pictured in these pages.




Personalise your door

Our state-of-the-art paint booth means your door can be the colour you want. Just let us know the RAL colour you need and we'll match it.

Colours

Virtuoso doors are sprayed by hand in a colour of your choice to ensure perfect coverage every time. We use cutting edge anti-fade technology so your door will still look fantastic in years to come.

Standard Colours



Superior Colours



Colours are as accurate as the printing process allows. Due to the hand painting and staining process, we can't guarantee an exact colour match between the door and the external door frame.

Glass collection

Our range of double or triple glazed glass options are hand-assembled in our workshop. The team of master craftsmen work with minimalist designs, right through to the most delicate and complex designs with outstanding results.



Triple Glazed

Hand-assembled triple glazed units provide superior heat and sound insulation for your door.



Glass Bevels*

A combination of hand-crafted glass bevels and lead added to a backing glass of your choice.



Double Glazed*

Our double glazed units are a stylish way to flood your home with light. Personalise with your choice of backing glass.



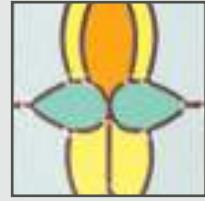
Glass Tiles

These designs incorporate kiln fused glass tiles or sparkling bevels on a sandblasted pane.



Sandblast

A sleek, frosted glass effect perfect for contemporary or traditional doors.



Lead & Film*

This hand-applied technique replicates the look of stained glass windows.




Georgian Grill*

The Georgian Grill sits on both sides of the door. Choose a backing glass to complete the look.




Resin Bevels

We use the latest technology to create complex and delicate resin designs not possible with glass.



Backing Glass



Stippolyte



Minster



Cotswold



Contora



Digital



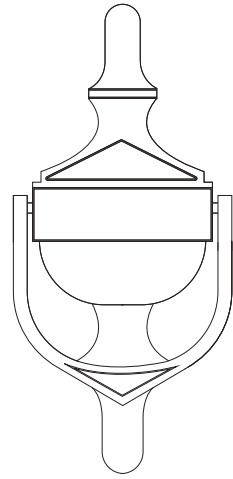
Charcoal

Lead is a natural product, which when exposed to the environment will undergo atmospheric transformations such as oxidation. This is perfectly natural and will settle down to take on a natural weathered lead appearance.

All glazing styles depicted with an asterisk (*) require a backing glass.

Hardware

Add the finishing touches to your door with quality hardware. Our range of superior hardware spans the traditional antique black finish right through to the ultra-modern stainless steel look so you're sure to get the look you're after.



Superior Handles

Beautiful and secure handles are available in six finishes across two designs.



Stainless Steel Lever*



Chrome Lever



Gold Lever



Black Lever



Graphite Lever

Superior Knockers

Classic door knockers look stunning on an elegant design.



Stainless Steel Urn*



Chrome Urn



Gold Urn



Black Urn



Graphite Urn



Black Lion's Head



Chrome Lion's Head



Gold Lion's Head



Chrome Urn Spy



Gold Urn Spy

Slimline Knockers



Black



Chrome



Gold



Graphite

Superior Letterplates

High security letterplates come complete with anti-snap flap, internally fixed screws and they're fully weather sealed.



Stainless Steel*



Chrome



Gold



White



Black



Graphite

Hinges

Choose the hinge to suit the rest of your hardware choices.



Standard White Butt



Superior Chrome Flag



Superior Gold Flag



Superior Black Flag



Superior Graphite Flag

The Traditional Range

A traditional antique black finish makes this the perfect range for the traditional cottage-style door.



Lever Handle



Letterplate



Pull Knob



Bull Ring Knocker



Pull Escutcheon

The Contemporary Range

High quality stainless steel and chrome hardware options complete the ultra-modern look.



D Bar*



Letterplate*



Pull Knob




Centre Escutcheon*



Pull Escutcheon*



Inline Round Pull Bar*
400 / 900 / 1500mm



Inline Flat Pull Bar*
400 / 800 / 1600mm

* Stainless steel hardware comes with a comprehensive anti-corrosion guarantee





TOTAL VIEW

GLASS

Aluminium
Roof Systems

ROOFLIGHTS & LANTERNS

Join a rapidly growing number of homeowners across the UK enjoying the beauty, elegance and performance of Atlas Roofing Solutions every day.



The Ultimate Slim Roof Lantern

Atlas roofs are leading the way in rooflight, lantern and orangery design, giving you the ultimate and unrivalled view from your home and extension with supreme aerial views. This combined with its industry-leading thermal performance ensures you can use your conservatory/orangery/extension 365 days a year.



FLAT ROOFLIGHT

Bring style to your home

Give your home extension more light with the Atlas Flat Rooflight.



Minimal Sightlines

The minimalistic contemporary external design with flush glazing gives a sleek, modern appearance and is a stunning addition to any home extension.



Ultimate Performance

Thermal performance is at the forefront of homeowners minds. With an unrivalled double glazing overall U Value (roof and glass) of 1.3 w/m²k the Atlas Flat Rooflight outperforms many of its rivals.

Maximum Light

The unique aluminium external and internal capping and bespoke structural PVCu internal core make the Atlas Flat Rooflight the ultimate glazed flat rooflight.

Sitting flush with the internal plaster line, the fixed flat rooflight appears frameless from the interior of the home, creating the illusion of an open roof space.

ROOF LANTERNS

For a modern finish, flat roof rafter caps are available in PVCu or aluminium. Bevelled external caps create a more traditional look.



An example of a typical competitor's profile.

1 Aluminium Rafter Flat Cap (example colour RAL 7016 Anthracite Grey)



2 Aluminium Rafter Decorative Cap (example colour RAL 9005 Black)




3 Option 1 & 2 are available in all aluminium RAL colours as well as White, Rosewood and Oak PVCu options (example shows PVCu Rosewood)



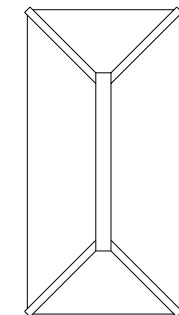
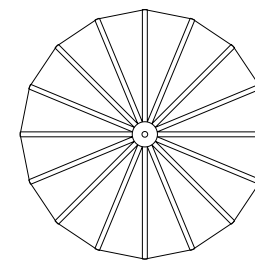
The innovative versatility of an Atlas roof allows you to design a stylish roof to fit perfectly with your home.

Talk to your retailer about the best option for your installation.

INNOVATION MEETS ARCHITECTURAL DESIGN



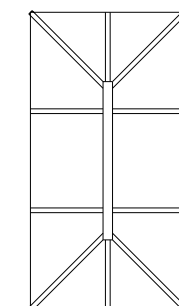
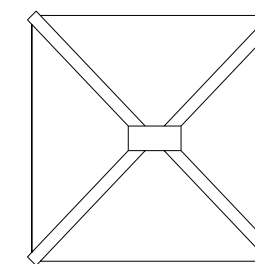
Maximum size = 4800mm



Maximum size = 1500mm x 3000mm




Maximum size **Contemporary Pyramid lantern** as per line drawing above = 2000mm x 2000mm. The **Regular Pyramid lantern** can go up to larger sizes with additional rafters.



Maximum size **Regular lantern** as per this rafter layout 3000mm x 4000mm – can go up to 5000mm x 10000mm with additional rafters.



Maximum size 1200mm x 2500mm and 1400mm x 2000mm



Talk to your retailer about larger sizes.

Over 200 long-lasting colours

Perhaps the most significant benefit for aluminium conservatories when compared with PVCu is the vast colour choice. Aluminium can be coated in any RAL colour using the most up-to-date powder coating processes. This ensures a much tougher finish than conventional spray painting used on timber or PVCu, whilst all powder coated components are colour guaranteed for ten years.



LEAN-TO



Changing the shape of conservatories

A lean-to is an ideal alternative to a traditional conservatory and adds a sleek and modern design to any home.



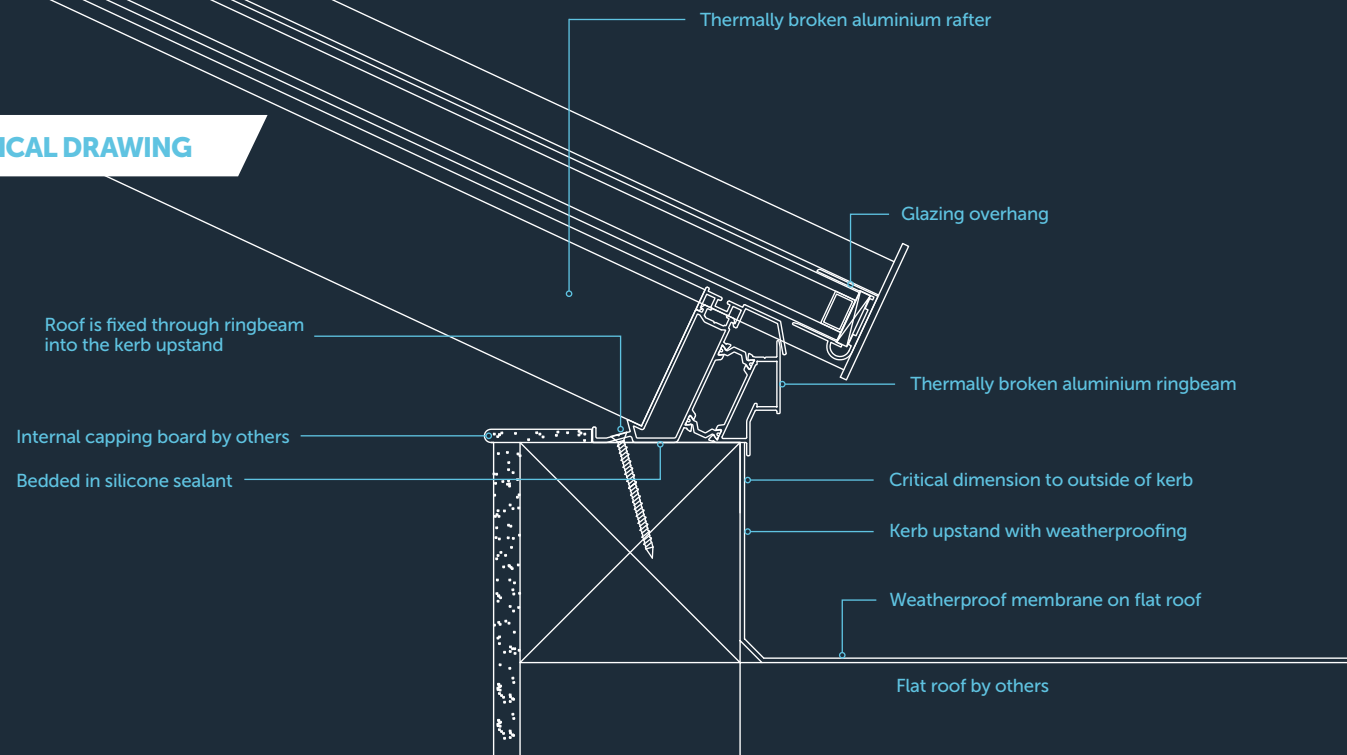
“ A MODERN TAKE ON THE CONSERVATORY ”



Perfect for creating additional space, the single sloped Atlas lean-to can be any width and can project into your garden for up to about four metres. The Atlas lean-to can be installed just about anywhere.

It is the perfect style for bi-fold doors so you can dramatically open up your home to your garden. The variable roof pitch gives you a huge choice of looks, from fitting it under the first floor window ledges or right up to the eaves. Clean lines and minimal fuss.

TECHNICAL DRAWING



IT'S ALL IN THE DETAIL

ROOF VENTS

Designed to integrate.

Single bay roof vents have been designed to match the roof's slim appearance and are ideally positioned for ventilation.

To retain thermal efficiency and reduce condensation, Atlas roof vents are made up of an aluminium outer frame and PVCu inner frame as standard. A fully aluminium roof vent is also available.

Double roof vents are more commonly seen on older traditional conservatories. The roof vent is capable of spanning up to 1600mm wide.

Choose either a manual or electronic opening roof vent.

ALUMINIUM ROOF VENT



PVCu ROOF VENT

GLASS

Making your room an all-year-round living space

As standard, your Atlas roof glass will be specified to combine heat reflection and thermal insulation with reduced rainfall and traffic noise.

Low-E and Solar control combination coating, with an argon filled cavity, controls the amount of visible light, UV and heat that passes through the glazed unit. Destructive UV rays are reduced by up to 94%, thus offering protection for furniture and fabrics from sun damage.

With self-cleaning technology as standard, your glass will require less maintenance.

Solar control glass

This intelligent glass reflects over 60% of the sun's solar energy, so your new conservatory won't become unbearably hot in summer. Solar glare is reduced too, creating a beautifully ambient environment.

A combination of low emissivity inner glass and argon gas filling means the Atlas solar control glass gives twice the insulation of ordinary double glazing, which reduces energy costs and keeps your conservatory warmer in winter.

Available in neutral, blue and green.

Self-cleaning glass

You'll appreciate the special self-clean coating with a microscopic film which helps daylight and rainwater break-down and wash away dirt and grime.

The self-cleaning technology uses both rain and UV light from the sun to efficiently combat dirt and grime that accumulates on the outside of the window. Therefore resulting in the need for manual cleaning being significantly reduced, providing the ideal solution to cleaning those hard to reach or dangerous areas, leaving you with more time to relax and enjoy your conservatory.

Celsius Elite

The ultimate in performance glass.

Celsius Elite brings the best performance glazing you can get for your roof. With its blue tint and premium abilities, Celsius Elite is our ultimate performance glazing.

Technical Specification

High technology solutions for today's roofs.

All Atlas roof double glazed units incorporate toughened safety glass and are manufactured to the highest British and European Standards, accredited to BS EN 1279 parts 2 & 3 and BS EN 12150.

	Celsius Elite Glass	Triple Glazing	Double Glazing
U Value	0.9	0.6	1.2
Solar Factor	22%	34%	39%
Visible Light Transmission	34%	46%	52%
Heat Reflection	78%	66%	61%
UV Protection	94%	92%	88%
Easy Clean Coating	Inc	Inc	Inc
Cavity Fill	Argon	Argon	Argon
Blue Tint	Inc	Inc	Inc

Additional glass options are available on request eg acoustic glass and privacy glass



TOTAL VIEW
GLASS

Magnetic Blinds
In Glass

Effortlessly Control Your Shading Solutions

Find the perfect balance between light and dark in every room of your property with Nōtan's integrated blinds. Practical, stylish, sleek, and efficient, our integrated blinds are the perfect finishing touch to every building.

Complement your property with clever and attractive shading or natural light management at home or the office. With Notan's incredibly innovative and easy-to-use system, you're in full control.




Nōtan's Magnetic Integrated Blinds come with a 10 Year Warranty for a long-life guarantee.

Simple, Efficient, and Sophisticated

Nōtan's integrated blinds are perfectly sealed between a double-glazed glass unit. They are easy to operate, maintenance-free, reliable, and durable. They can be easily and quickly fitted by your window installer and with retrofit possibilities, they're perfect for every home or commercial property.

The Nōtan system combines stylish and elegant design with no-fuss operational efficiency. Using a simple, yet ingenious magnetic control system, managing your lighting and privacy has never been easier.



Nōtan is a UK manufacturer and supplier of integral blinds. All of our integrated blinds are manufactured using innovative technology, best practices in manufacturing, and meticulous attention to detail underpinned by a 10 year warranty.

Why Choose a Nōtan Magnetic Integrated Blind?

- Simple Magnetic Control
- 10 Year Guarantee
- High Build Quality
- Choice of Styles, Colours and Sizes
- Retrofit Possibilities
- Value for Money
- No Cleaning or Untangling Blinds
- Bespoke Design and Customisation
- Quiet and Smooth
- Offer Privacy and Security

Magnetic Integrated Blinds

Innovative Shading Solutions



Nōtan integrated blinds offer an elegant modern alternative to conventional blinds that are easier to use, safer, quieter and smoother.

Nōtan Integrated Blinds
3 Albion Court
Studlands Park Avenue
Newmarket
Suffolk
CB8 7XA

Tel: 01638 597729
info@notan.co.uk
www.notan.co.uk



At any time, Nōtan has the right to change specifications within this brochure. At time of print, all contents and colours are true but for illustrative purposes only.

www.notan.co.uk





Contemporary Design with Exceptional Performance

A combination of years of research and development, excellent craftsmanship, and beautiful design has culminated in an industry-leading integrated blind. The opening and closing mechanism is housed in a slim 30mm, fully symmetrical profile. This minimises the visible magnetic mechanism whilst maximising the glazed area of doors and windows.

Our magnetic blind system is simple yet functional with the raise, lower, and tilt functions achieved through two simple operations, in an easy glide movement. The engineered gearing mechanism ensures the blinds are raised or lowered twice the distance of movement of the magnet. All Nötan's products are manufactured to the highest standards with premium components for a reliability that stands the test of time, time after time.

“ The quality of their products are phenomenal.”

Mr M Stoskus



Personalised to your Taste, Style, and Environment

At Nötan, we recognise and value the importance of aesthetics, so we offer many bespoke design options, from contemporary to classic finishes, plus a broad range of standard sizes for all windows and doors designed to suit your environment.



There are a variety of colour choices, as well as bespoke options of RAL colour codes. Our blinds come with premium quality aluminium slats as standard. We can also create unique feature units including image printing on blinds, signwriting on blinds, and specialist glass for office partitions. The Nötan magnetic integrated blind system offers one of the broadest range of style choices on the market today.



Make The Most of Your Property and Energy Usage

Nötan's integrated blinds are built with quality, style, and practicality to help you make the most of your living and working spaces.

Furthermore, integrated blinds regulate energy usage, controlling heat during the summer, and maximising warmth during the winter plus reducing glare from direct sunlight.

There's minimal maintenance and cleaning required as our integrated blinds are hygienically sealed and dust-free. There are no strings attached, so they're child and pet friendly, especially compared to conventional blinds.

Nötan blinds are suitable for a variety of different applications including windows, doors, patio doors, sliding doors, French doors, and conservatories from bespoke to standard.



Leading Quality, Design, and Manufacturing

Our team of experienced technicians along with our customer service department are here to help with any questions that you may have.

The Nötan range of products have been specifically designed and precisely manufactured to provide high-performances IGUs combined with the highest levels of energy efficiency and excellent through-life operation. All units come standard as A-Rated for insulated glass units, and can even be combined with the latest glass solar control technologies. We are proud to state that we have one of the most rigorous testing programmes of any integrated blind manufacturers.

Our blinds are tested on 10,000 repetitive cycles for both lift and tilt functions.